


































## STAGE 1PRO RESULTS

Pos	Plate	Name Team	Nat EWS number	Sector 1	Pos	Sector 2	Pos	Sector 3	Pos	Penalties	Time	Gap
<b>MEN</b>												
1	1	<b>MOIR Jack</b> Canyon Collective	 AUS.1994.33430	<u>0:02:36.06</u>	1	0:02:16.12	3	0:02:01.58	4		<b>0:06:53.76</b>	
2	13	<b>MAES Martin</b> Orbea FOX Enduro Team	 BEL.1997.21636	0:02:38.32	3	0:02:16.60	6	0:02:01.97	6		<b>0:06:56.89</b>	+0:00:03.13
3	3	<b>MELAMED Jesse</b> Rocky Mountain Race Face	 CAN.1992.21596	0:02:39.35	5	<u>0:02:15.23</u>	1	0:02:03.48	13		<b>0:06:58.06</b>	+0:00:04.30
4	14	<b>DENIAUD Youn</b> Giant Factory Off-Road	 FRA.1996.22994	0:02:41.58	8	0:02:16.24	4	0:02:00.96	2		<b>0:06:58.78</b>	+0:00:05.02
5	23	<b>VERNER Rhys</b> Forbidden Synthesis	 CAN.1997.22407	0:02:39.00	4	0:02:19.13	11	<u>0:02:00.87</u>	1		<b>0:06:59.00</b>	+0:00:05.24
6	4	<b>MIQUEL Kevin</b> Specialized Racing	 FRA.1991.21704	0:02:40.93	7	0:02:15.79	2	0:02:02.46	8		<b>0:06:59.18</b>	+0:00:05.42
7	18	<b>VIDAL Antoine</b> Commencal Les Orres Team	 FRA.2001.25035	0:02:42.92	12	0:02:17.18	8	0:02:02.70	9		<b>0:07:02.80</b>	+0:00:09.04
8	11	<b>LUKASIK Slawomir</b> Canyon CLLTV Dainese	 POL.1993.24876	0:02:40.07	6	0:02:19.80	15	0:02:03.05	12		<b>0:07:02.92</b>	+0:00:09.16
9	15	<b>HEAP Elliott</b> Nukeproof SRAM Factory Racing	 GBR.1998.21783	0:02:43.91	19	0:02:16.97	7	0:02:02.97	11		<b>0:07:03.85</b>	+0:00:10.09
10	2	<b>RUDE JR Richard</b> Yeti / Fox Factory Team	 USA.1995.21739	0:02:44.66	26	0:02:18.57	9	0:02:02.37	7		<b>0:07:05.60</b>	+0:00:11.84
11	21	<b>MASTERS Edward</b> Pivot Factory Racing	 NZL.1989.22590	0:02:36.57	2	0:02:16.55	5	0:02:12.50	70		<b>0:07:05.62</b>	+0:00:11.86

## STAGE 1PRO RESULTS

Pos	Plate	Name Team	Nat EWS number	Sector 1	Pos	Sector 2	Pos	Sector 3	Pos	Penalties	Time	Gap
<b>MEN</b>												
12	28	<b>MENZIES Jack</b>	 CAN.2001.22519	0:02:44.38	23	0:02:20.05	19	0:02:01.62	5		<b>0:07:06.05</b>	+0:00:12.29
13	16	<b>MURRAY Charles</b> Specialized Racing	 NZL.1996.22752	0:02:43.19	13	0:02:19.93	17	0:02:03.82	15		<b>0:07:06.94</b>	+0:00:13.18
14	26	<b>RUDEAU Alex</b> Commencal Enduro Project	 FRA.1996.25071	0:02:44.47	24	0:02:22.03	29	0:02:01.30	3		<b>0:07:07.80</b>	+0:00:14.04
15	33	<b>VEZINA Mckay</b> Giant Factory Off-Road	 CAN.1995.21632	0:02:42.51	11	0:02:19.04	10	0:02:06.33	25		<b>0:07:07.88</b>	+0:00:14.12
16	109	<b>BLENKINSOP Samuel</b> Norco Factory Team	 NZL.1988.22530	0:02:45.18	30	0:02:19.67	14	0:02:04.20	16		<b>0:07:09.05</b>	+0:00:15.29
17	32	<b>TEXTOR Christian</b> Team BULLS	 GER.1990.22845	0:02:44.02	21	0:02:22.68	35	0:02:02.88	10		<b>0:07:09.58</b>	+0:00:15.82
18	24	<b>GAUVIN Remi</b> Rocky Mountain Race Face	 CAN.1992.21624	0:02:41.71	10	0:02:19.97	18	0:02:08.07	38		<b>0:07:09.75</b>	+0:00:15.99
19	37	<b>SECONDI Nathan</b> Fulgur Factory Team	 FRA.1999.22133	0:02:44.28	22	0:02:20.62	21	0:02:05.20	19		<b>0:07:10.10</b>	+0:00:16.34
20	5	<b>BORGES Jose</b> Canyon Collective	 POR.1990.21669	0:02:41.60	9	0:02:19.40	13	0:02:09.20	44		<b>0:07:10.20</b>	+0:00:16.44
21	61	<b>MENJOU Irene</b> Sunn French Connexion By Alpe D'Huez	 FRA.1995.22122	0:02:45.89	39	0:02:20.25	20	0:02:04.65	17		<b>0:07:10.79</b>	+0:00:17.03
22	192	<b>BOTTERAM Tristan</b>	 NED.2000.53856	0:02:44.59	25	0:02:21.33	23	0:02:05.10	18		<b>0:07:11.02</b>	+0:00:17.26












## STAGE 1PRO RESULTS

Pos	Plate	Name Team	Nat EWS number	Sector 1	Pos	Sector 2	Pos	Sector 3	Pos	Penalties	Time	Gap
<b>MEN</b>												
23	27	<b>JEANDEL Louis</b> Commencal Enduro Project	 FRA.1998.22140	0:02:46.59	45	0:02:19.28	12	0:02:05.30	20		<b>0:07:11.17</b>	+0:00:17.41
24	34	<b>STUTTARD Mathew</b> Polygon Factory Racing	 GBR.1993.21661	0:02:43.84	17	0:02:22.05	30	0:02:05.95	23		<b>0:07:11.84</b>	+0:00:18.08
25	6	<b>TORDO Dimitri</b> Canyon Collective	 FRA.1993.21764	0:02:43.63	16	0:02:23.12	38	0:02:05.55	21		<b>0:07:12.30</b>	+0:00:18.54
26	25	<b>CALLAGHAN Gregory</b> Devinci Global Racing	 IRL.1991.21827	0:02:45.04	29	0:02:20.90	22	0:02:06.93	27		<b>0:07:12.87</b>	+0:00:19.11
27	30	<b>PERSAK Vid</b> Orbea FOX Enduro Team	 SLO.1996.22810	0:02:43.60	15	0:02:21.97	28	0:02:07.62	31		<b>0:07:13.19</b>	+0:00:19.43
28	7	<b>JOHANSEN Zakarias</b> Ibis Enduro Team	 SWE.1992.21863	0:02:47.17	49	0:02:22.95	37	0:02:03.58	14		<b>0:07:13.70</b>	+0:00:19.94
29	29	<b>GRAHAM Innes</b>	 GBR.1996.35188	0:02:43.37	14	0:02:23.48	39	0:02:08.05	37		<b>0:07:14.90</b>	+0:00:21.14
30	8	<b>DAILLY Adrien</b> Lapierre Zipp Collective	 FRA.1996.21677	0:02:45.00	28	0:02:21.93	27	0:02:08.07	38		<b>0:07:15.00</b>	+0:00:21.24
31	65	<b>BURNS CONTRERAS Pedro</b> Trek Factory Racing	 CHI.1997.21729	0:02:45.95	40	0:02:22.40	33	0:02:07.45	29		<b>0:07:15.80</b>	+0:00:22.04
32	60	<b>BOOKER Daniel</b> Nukeproof SRAM Factory Racing	 AUS.1997.25378	0:02:45.72	36	0:02:22.75	36	0:02:07.40	28		<b>0:07:15.87</b>	+0:00:22.11
33	38	<b>CAMOIN Francescu</b> Specialized Racing	 FRA.2001.23545	0:02:45.67	35	0:02:22.25	32	0:02:09.21	45		<b>0:07:17.13</b>	+0:00:23.37













## STAGE 1PRO RESULTS

Pos	Plate	Name Team	Nat EWS number	Sector 1	Pos	Sector 2	Pos	Sector 3	Pos	Penalties	Time	Gap
<b>MEN</b>												
34	55	<b>HILL Samuel</b> Nukeproof SRAM Factory Racing	AUS.1985.21775	0:02:45.29	31	0:02:26.08	55	0:02:06.67	26		<b>0:07:18.04</b>	+0:00:24.28
35	57	<b>STONE Brady</b> Polygon Factory Racing	NZL.2000.23119	0:02:45.43	33	0:02:23.54	40	0:02:09.10	43		<b>0:07:18.07</b>	+0:00:24.31
36	89	<b>FRANCARDO Tommaso</b>	ITA.1997.22813	0:02:43.85	18	0:02:25.22	50	0:02:09.40	46		<b>0:07:18.47</b>	+0:00:24.71
37	35	<b>KANGAS Oliwer</b>	SWE.1992.33903	0:02:46.10	42	0:02:23.75	42	0:02:08.83	42		<b>0:07:18.68</b>	+0:00:24.92
38	92	<b>BRATSCHI Tim</b>	SUI.1988.23005	0:02:45.33	32	0:02:25.79	54	0:02:07.61	30		<b>0:07:18.73</b>	+0:00:24.97
39	72	<b>GALY Theo</b> Sunn French Connexion By Alpe D'Huez	FRA.1990.21691	0:02:46.52	44	0:02:24.38	47	0:02:07.88	33		<b>0:07:18.78</b>	+0:00:25.02
40	107	<b>GRANT Kelan</b> Nukeproof SRAM Factory Racing	IRL.1993.21773	0:02:50.32	71	0:02:21.60	24	0:02:08.56	40		<b>0:07:20.48</b>	+0:00:26.72
41	64	<b>NESTOROFF Nikolas</b>	USA.1999.36915	0:02:46.60	46	0:02:22.15	31	0:02:12.25	66		<b>0:07:21.00</b>	+0:00:27.24
42	150	<b>VON HEYDEN LANGELAAN Carlos</b>	ESP.1998.32853	0:02:46.00	41	0:02:28.88	74	0:02:06.20	24		<b>0:07:21.08</b>	+0:00:27.32
43	76	<b>WATSON Corey</b> Nukeproof SRAM Factory Racing	GBR.1999.35483	0:02:49.38	64	0:02:24.09	44	0:02:07.98	34		<b>0:07:21.45</b>	+0:00:27.69













## STAGE 1PRO RESULTS

Pos	Plate	Name Team	Nat EWS number	Sector 1	Pos	Sector 2	Pos	Sector 3	Pos	Penalties	Time	Gap
<b>MEN</b>												
44	70	LUTHI Patrick	 SUI.1992.22607	0:02:49.33	63	0:02:26.47	61	0:02:05.78	22		0:07:21.58	+0:00:27.82
45	84	MACARTHUR Glenn	 FRA.2000.22879	0:02:48.80	58	0:02:22.51	34	0:02:10.99	55		0:07:22.30	+0:00:28.54
46	19	VENDEMMIA Mirco Cannondale Enduro	 ITA.1998.21871	0:02:53.12	88	0:02:21.83	25	0:02:07.63	32		0:07:22.58	+0:00:28.82
47	56	GARAY TAMAYO Iago Santa Cruz X SRAM	 ESP.1991.21707	0:02:45.75	37	0:02:26.43	59	0:02:10.95	54		0:07:23.13	+0:00:29.37
48	103	CROZ Romain	 FRA.1996.37161	0:02:50.90	74	0:02:24.29	45	0:02:08.00	35		0:07:23.19	+0:00:29.43
49	68	WARNET Manu	 NED.2001.26267	0:02:47.37	50	0:02:25.68	53	0:02:10.22	50		0:07:23.27	+0:00:29.51
50	66	BLAHA Vojtech	 CZE.1999.22684	0:02:49.64	65	0:02:23.90	43	0:02:10.20	49		0:07:23.74	+0:00:29.98
51	147	GAILLOT Baptiste	 FRA.1991.21771	0:02:47.11	48	0:02:25.19	49	0:02:11.60	58		0:07:23.90	+0:00:30.14
52	118	RENZ Daniel	 GER.1996.26028	0:02:51.75	81	0:02:25.26	51	0:02:08.00	35		0:07:25.01	+0:00:31.25
53	95	IENZER Emeric Scott SR Suntour Enduro Team	 FRA.1999.31862	0:02:51.53	80	0:02:25.12	48	0:02:08.63	41		0:07:25.28	+0:00:31.52
54	77	PFEIL Max	 GER.1998.27442	0:02:50.20	69	0:02:23.72	41	0:02:11.55	57		0:07:25.47	+0:00:31.71













## STAGE 1PRO RESULTS

Pos	Plate	Name Team	Nat EWS number	Sector 1	Pos	Sector 2	Pos	Sector 3	Pos	Penalties	Time	Gap
<b>MEN</b>												
55	99	<b>MOORE Thomas</b>	 GBR.1994.33293	0:02:45.44	34	0:02:26.35	57	0:02:13.73	86		<b>0:07:25.52</b>	+0:00:31.76
56	71	<b>FRANCK Gilles</b>	 BEL.2000.22291	0:02:48.52	57	0:02:26.13	56	0:02:11.34	56		<b>0:07:25.99</b>	+0:00:32.23
57	105	<b>JAMIESON Elliot</b> Norco Factory Team	 CAN.2001.22028	0:02:48.99	60	0:02:27.05	63	0:02:11.86	62		<b>0:07:27.90</b>	+0:00:34.14
58	80	<b>GALLAGHER Christopher</b>	 GBR.1993.23014	0:02:46.10	42	0:02:29.21	79	0:02:12.87	77		<b>0:07:28.18</b>	+0:00:34.42
59	104	<b>LARSSON Adam</b>	 SWE.2000.30837	0:02:49.30	62	0:02:26.46	60	0:02:12.59	73		<b>0:07:28.35</b>	+0:00:34.59
60	74	<b>SCOTT Mark</b> Santa Cruz X SRAM	 GBR.1993.21714	0:02:50.27	70	0:02:27.23	64	0:02:10.87	53		<b>0:07:28.37</b>	+0:00:34.61
61	113	<b>BERNET Jonas</b>	 SUI.1994.33390	0:02:47.76	52	0:02:28.84	73	0:02:12.38	68		<b>0:07:28.98</b>	+0:00:35.22
62	98	<b>HEBERT Ambroise</b>	 FRA.1993.21934	0:02:48.96	59	0:02:28.12	69	0:02:12.23	65		<b>0:07:29.31</b>	+0:00:35.55
63	162	<b>WALKER Nicolas</b>	 SUI.1991.34005	0:02:48.48	56	0:02:29.42	81	0:02:11.62	59		<b>0:07:29.52</b>	+0:00:35.76
64	163	<b>ISCLA GRANDVALLET Alex</b>	 AND.2000.52485	0:02:48.00	53	0:02:29.13	78	0:02:12.52	71		<b>0:07:29.65</b>	+0:00:35.89
65	85	<b>FRESQUET Axel</b> Tribe Pyrenees Gravity	 FRA.1998.23081	0:02:51.92	84	0:02:27.33	65	0:02:10.45	51		<b>0:07:29.70</b>	+0:00:35.94
66	86	<b>WOLFE Daniel</b> Polygon Factory Racing	 IRL.1988.22250	0:02:49.67	66	0:02:29.70	84	0:02:10.79	52		<b>0:07:30.16</b>	+0:00:36.40

## STAGE 1PRO RESULTS













Pos	Plate	Name Team	Nat EWS number	Sector 1	Pos	Sector 2	Pos	Sector 3	Pos	Penalties	Time	Gap
<b>MEN</b>												
67	67	<b>CONNELL Joseph</b> Orange Factory Racing	 GBR.1994.21745	0:02:49.87	68	0:02:28.25	70	0:02:12.32	67		<b>0:07:30.44</b>	+0:00:36.68
68	155	<b>RIHA Jakub</b>	 CZE.1992.22509	0:02:49.72	67	0:02:28.98	76	0:02:11.82	60		<b>0:07:30.52</b>	+0:00:36.76
69	126	<b>SZYMCZUK Lukasz</b>	 POL.1995.23313	0:02:49.17	61	0:02:26.35	57	0:02:15.15	94		<b>0:07:30.67</b>	+0:00:36.91
70	131	<b>MARI MARI Mariano</b>	 ESP.1997.22453	0:02:48.04	54	0:02:27.68	67	0:02:15.10	93		<b>0:07:30.82</b>	+0:00:37.06
71	63	<b>BLAIR Lachlan</b> Orange Factory Racing	 GBR.1995.21426	0:02:50.58	72	0:02:28.32	71	0:02:12.57	72		<b>0:07:31.47</b>	+0:00:37.71
72	151	<b>BAUD Elliott</b>	 FRA.1998.22053	0:02:48.35	55	0:02:26.48	62	0:02:17.17	107		<b>0:07:32.00</b>	+0:00:38.24
73	78	<b>DALE Sam</b>	 GBR.1990.22733	0:02:44.00	20	0:02:33.10	105	0:02:15.30	95		<b>0:07:32.40</b>	+0:00:38.64
74	148	<b>MYSIK Milan</b>	 CZE.1993.22051	0:02:54.07	97	0:02:29.40	80	0:02:09.97	48		<b>0:07:33.44</b>	+0:00:39.68
75	75	<b>HARRIS Bradley</b> Theory Racing p/b ProBikeKit	 NZL.2001.27637	0:02:54.02	94	0:02:27.50	66	0:02:12.01	64		<b>0:07:33.53</b>	+0:00:39.77
76	82	<b>BOX Archie</b>	 GBR.1998.23201	0:02:51.47	79	0:02:29.43	82	0:02:12.97	80		<b>0:07:33.87</b>	+0:00:40.11
77	157	<b>FEJER Max</b> Team Dorrong Enduro	 AUT.2000.21703	0:02:51.79	82	0:02:29.10	77	0:02:13.00	81		<b>0:07:33.89</b>	+0:00:40.13
78	88	<b>WILSON Thomas</b> Orange Factory Racing	 GBR.2000.22553	0:02:53.78	93	0:02:27.82	68	0:02:12.43	69		<b>0:07:34.03</b>	+0:00:40.27

## STAGE 1PRO RESULTS












Pos	Plate	Name Team	Nat EWS number	Sector 1	Pos	Sector 2	Pos	Sector 3	Pos	Penalties	Time	Gap
<b>MEN</b>												
79	31	<b>LARBEOU Guillaume</b> Commencal Enduro Project	 FRA.1994.25575	0:02:47.68	51	0:02:21.84	26	0:02:24.76	138		<b>0:07:34.28</b>	+0:00:40.52
80	125	<b>SWANBECK Daniel</b>	 SWE.1990.32435	0:02:51.34	77	0:02:29.76	85	0:02:13.57	84		<b>0:07:34.67</b>	+0:00:40.91
81	101	<b>MCCUTCHEON Trevor</b>	 USA.1999.31137	0:02:56.89	120	0:02:25.40	52	0:02:12.66	76		<b>0:07:34.95</b>	+0:00:41.19
81	110	<b>CHARVAT Matej</b>	 CZE.1985.30440	0:02:44.92	27	0:02:38.18	131	0:02:11.85	61		<b>0:07:34.95</b>	+0:00:41.19
83	169	<b>RHAM Lucas</b>	 GER.1990.33537	0:02:52.05	85	0:02:30.73	88	0:02:12.59	73		<b>0:07:35.37</b>	+0:00:41.61
84	154	<b>CAMBOS Albin</b>	 FRA.1999.22849	0:02:54.10	98	0:02:28.93	75	0:02:12.90	78		<b>0:07:35.93</b>	+0:00:42.17
85	130	<b>LOEFFLER Christian</b>	 GER.1993.23169	0:02:52.94	87	0:02:30.38	87	0:02:13.68	85		<b>0:07:37.00</b>	+0:00:43.24
86	58	<b>KRASNY Carter</b>	 CAN.1999.22027	0:02:45.78	38	0:02:38.39	134	0:02:13.26	82		<b>0:07:37.43</b>	+0:00:43.67
87	136	<b>PELISSERO Simone</b>	 ITA.2001.21940	0:02:53.52	91	0:02:32.15	97	0:02:11.90	63		<b>0:07:37.57</b>	+0:00:43.81
88	111	<b>MAGGS David</b>	 AUS.1996.23408	0:02:51.15	76	0:02:32.80	100	0:02:13.90	88		<b>0:07:37.85</b>	+0:00:44.09
89	81	<b>EBDON Jake</b>	 GBR.2001.32703	0:02:56.26	114	0:02:24.32	46	0:02:18.03	114		<b>0:07:38.61</b>	+0:00:44.85
90	91	<b>DE VOCHT Bart</b>	 BEL.1992.23075	0:02:55.49	110	0:02:28.78	72	0:02:14.43	89		<b>0:07:38.70</b>	+0:00:44.94















## STAGE 1PRO RESULTS

Pos	Plate	Name Team	Nat EWS number	Sector 1	Pos	Sector 2	Pos	Sector 3	Pos	Penalties	Time	Gap
<b>MEN</b>												
91	90	<b>DRACH Torben</b> RAAW // Levelnine Gravity	 GER.1998.22419	0:02:54.52	101	0:02:19.92	16	0:02:24.83	139		<b>0:07:39.27</b>	+0:00:45.51
92	93	<b>JENSEN Henrik</b>	 GBR.1998.25933	0:02:53.72	92	0:02:30.78	90	0:02:15.36	96		<b>0:07:39.86</b>	+0:00:46.10
93	115	<b>HAMMOND Chubbie</b>	 GBR.1996.37418	0:02:54.95	104	0:02:32.45	99	0:02:12.63	75		<b>0:07:40.03</b>	+0:00:46.27
94	153	<b>CHAPUIS Maxime</b>	 SUI.1992.23004	0:02:53.34	89	0:02:31.63	95	0:02:15.93	99		<b>0:07:40.90</b>	+0:00:47.14
95	149	<b>CASADEI Nicola</b>	 ITA.1989.21878	0:02:52.24	86	0:02:33.10	105	0:02:15.73	98		<b>0:07:41.07</b>	+0:00:47.31
96	140	<b>MOROTTI Hugo</b>	 FRA.2000.24522	0:02:56.40	116	0:02:30.35	86	0:02:14.47	90		<b>0:07:41.22</b>	+0:00:47.46
97	94	<b>OMDAL Oskar</b>	 NOR.2000.32277	0:02:59.84	133	0:02:32.98	102	0:02:09.52	47		<b>0:07:42.34</b>	+0:00:48.58
98	114	<b>LEBERT Alexis</b>	 FRA.1993.22060	0:02:55.20	106	0:02:33.65	113	0:02:13.83	87		<b>0:07:42.68</b>	+0:00:48.92
99	135	<b>WILLNER Nick</b>	 GER.1999.22551	0:02:57.03	122	0:02:31.25	93	0:02:14.47	90		<b>0:07:42.75</b>	+0:00:48.99
100	191	<b>FINCHAM Sean</b>	 CAN.1998.54189	0:02:55.85	111	0:02:32.10	96	0:02:15.00	92		<b>0:07:42.95</b>	+0:00:49.19
101	127	<b>LAMBERT Louis</b> Hotlines Nukeproof Racing	 FRA.1999.37231	0:02:53.36	90	0:02:33.37	110	0:02:16.63	101		<b>0:07:43.36</b>	+0:00:49.60
102	119	<b>PETER Stefan</b>	 SUI.1992.23004	0:02:55.13	105	0:02:30.75	89	0:02:17.57	109		<b>0:07:43.45</b>	+0:00:49.69













## STAGE 1PRO RESULTS

Pos	Plate	Name Team	Nat EWS number	Sector 1	Pos	Sector 2	Pos	Sector 3	Pos	Penalties	Time	Gap
<b>MEN</b>												
103	337	<b>ENNIS Ross</b>	 IRL.2001.25954	0:02:57.13	124	0:02:33.02	103	0:02:13.35	83		<b>0:07:43.50</b>	+0:00:49.74
104	172	<b>WAGHORN Dylan</b>	 NZL.1996.38314	0:02:50.92	75	0:02:33.98	115	0:02:18.90	122		<b>0:07:43.80</b>	+0:00:50.04
105	133	<b>VOTH Laurin</b> Propain Factory Enduro	 GER.2000.25451	0:02:56.88	119	0:02:29.62	83	0:02:17.57	109		<b>0:07:44.07</b>	+0:00:50.31
106	170	<b>STEINSBERGER Jens</b>	 GER.1990.26407	0:02:54.05	96	0:02:33.38	111	0:02:16.97	104		<b>0:07:44.40</b>	+0:00:50.64
107	132	<b>HARKER Jack</b>	 GBR.1998.33252	0:02:57.02	121	0:02:34.45	119	0:02:12.96	79		<b>0:07:44.43</b>	+0:00:50.67
108	146	<b>TORRALBA GARASA Juan Gabriel</b>	 ESP.1997.21633	0:02:54.70	103	0:02:31.10	92	0:02:18.75	120		<b>0:07:44.55</b>	+0:00:50.79
109	165	<b>SHIRLEY James</b>	 GBR.1989.22351	0:02:54.29	99	0:02:32.15	97	0:02:18.23	115		<b>0:07:44.67</b>	+0:00:50.91
110	122	<b>JONES Jono</b> Propain Factory Enduro	 GBR.1994.37370	0:02:51.82	83	0:02:35.30	122	0:02:17.65	113		<b>0:07:44.77</b>	+0:00:51.01
111	121	<b>SHUCKSMITH Samuel</b>	 GBR.1990.23007	0:02:56.23	112	0:02:30.97	91	0:02:18.73	119		<b>0:07:45.93</b>	+0:00:52.17
112	97	<b>MIHALKOVITS Peter</b>	 AUT.1993.23608	0:02:55.35	108	0:02:32.97	101	0:02:17.62	111		<b>0:07:45.94</b>	+0:00:52.18
113	87	<b>TOOKE Jacob</b>	 CAN.1999.22078	0:02:54.02	94	0:02:34.63	120	0:02:17.62	111		<b>0:07:46.27</b>	+0:00:52.51













## STAGE 1PRO RESULTS

Pos	Plate	Name Team	Nat EWS number	Sector 1	Pos	Sector 2	Pos	Sector 3	Pos	Penalties	Time	Gap
<b>MEN</b>												
114	123	<b>LAMBERT Pierre</b> Hotlines Nukeproof Racing	 FRA.1999.36939	0:02:54.52	101	0:02:33.60	112	0:02:18.83	121		<b>0:07:46.95</b>	+0:00:53.19
115	134	<b>LANDMARK Ola Javold</b>	 NOR.1999.25289	0:02:57.32	126	0:02:33.28	108	0:02:17.35	108		<b>0:07:47.95</b>	+0:00:54.19
116	167	<b>DODINO Giacomo</b> WeRide Racing Team	 ITA.1994.22466	0:02:55.38	109	0:02:36.37	126	0:02:16.55	100		<b>0:07:48.30</b>	+0:00:54.54
117	102	<b>HURLEY Joshua</b>	 GBR.1995.27543	0:02:57.93	128	0:02:34.12	117	0:02:16.68	102		<b>0:07:48.73</b>	+0:00:54.97
118	181	<b>MARFURT Silvan</b>	 SUI.1988.22319	0:02:55.27	107	0:02:33.98	115	0:02:19.65	125		<b>0:07:48.90</b>	+0:00:55.14
119	145	<b>GROTTI Nicola</b> Abetone FullOut Gravity	 ITA.2000.21925	0:02:58.57	130	0:02:33.88	114	0:02:17.15	106		<b>0:07:49.60</b>	+0:00:55.84
120	158	<b>OPPLIGER Timothee</b>	 SUI.1992.21701	0:03:00.22	135	0:02:33.02	103	0:02:16.95	103		<b>0:07:50.19</b>	+0:00:56.43
121	173	<b>CASAL VALLS Guillem</b>	 AND.1995.22127	0:02:54.47	100	0:02:35.23	121	0:02:20.73	130		<b>0:07:50.43</b>	+0:00:56.67
122	112	<b>HUTCHENS Chris</b>	 GBR.1989.22999	0:02:56.23	112	0:02:34.29	118	0:02:20.05	128		<b>0:07:50.57</b>	+0:00:56.81
123	138	<b>DEMUYLDER Jonas</b>	 BEL.1997.25196	0:02:59.13	131	0:02:33.30	109	0:02:19.07	124		<b>0:07:51.50</b>	+0:00:57.74
124	117	<b>LEONHARDT Konstantin</b>	 GER.1996.35481	0:02:56.27	115	0:02:36.98	128	0:02:18.43	117		<b>0:07:51.68</b>	+0:00:57.92
125	143	<b>BISSON Zian</b>	 FRA.2000.26059	0:02:51.40	78	0:02:31.35	94	0:02:29.08	146		<b>0:07:51.83</b>	+0:00:58.07












## STAGE 1PRO RESULTS

Pos	Plate	Name Team	Nat EWS number	Sector 1	Pos	Sector 2	Pos	Sector 3	Pos	Penalties	Time	Gap
<b>MEN</b>												
126	159	<b>DOLGOS Robin</b>	 FRA.1999.23576	0:02:57.75	127	0:02:39.48	140	0:02:15.52	97		<b>0:07:52.75</b>	+0:00:58.99
127	185	<b>CHAUVET Cesar</b>	 FRA.1995.34851	0:02:57.08	123	0:02:38.37	133	0:02:18.56	118		<b>0:07:54.01</b>	+0:01:00.25
128	144	<b>HASSFELD Joel</b>	 GER.1998.33907	0:03:04.62	145	0:02:33.15	107	0:02:16.98	105		<b>0:07:54.75</b>	+0:01:00.99
129	129	<b>MUELLER Igor</b>	 SUI.1996.22665	0:02:56.72	117	0:02:37.23	129	0:02:21.73	132		<b>0:07:55.68</b>	+0:01:01.92
130	177	<b>GONDOUIN Antoine</b>	 FRA.1997.27800	0:03:01.75	139	0:02:36.02	124	0:02:18.41	116		<b>0:07:56.18</b>	+0:01:02.42
131	128	<b>PERISSE Elouan</b> Hotlines Nukeproof Racing	 FRA.2001.34083	0:02:58.13	129	0:02:35.97	123	0:02:22.17	133		<b>0:07:56.27</b>	+0:01:02.51
132	189	<b>GARCIA Tom</b>	 FRA.1990.22226	0:02:57.16	125	0:02:36.95	127	0:02:22.24	134		<b>0:07:56.35</b>	+0:01:02.59
133	160	<b>ANDERSEN Mads Bo</b>	 DEN.1996.34154	0:02:59.32	132	0:02:39.13	138	0:02:18.94	123		<b>0:07:57.39</b>	+0:01:03.63
134	168	<b>ORIOLE Stephan</b>	 FRA.1988.38650	0:03:00.40	136	0:02:38.91	136	0:02:20.09	129		<b>0:07:59.40</b>	+0:01:05.64
135	171	<b>MARCHESE Francesco</b>	 ITA.2000.32885	0:03:02.37	140	0:02:38.45	135	0:02:19.88	126		<b>0:08:00.70</b>	+0:01:06.94
136	179	<b>BRIQUEZ Cyril</b>	 FRA.1992.22135	0:03:00.10	134	0:02:40.10	142	0:02:20.95	131		<b>0:08:01.15</b>	+0:01:07.39
137	183	<b>WIDEN Johan</b>	 SWE.1994.39149	0:03:01.25	138	0:02:38.18	131	0:02:23.20	135		<b>0:08:02.63</b>	+0:01:08.87













## STAGE 1PRO RESULTS

Pos	Plate	Name Team	Nat EWS number	Sector 1	Pos	Sector 2	Pos	Sector 3	Pos	Penalties	Time	Gap
<b>MEN</b>												
138	59	<b>STORR Alex</b> Forbidden Synthesis	 GBR.2001.31009	0:02:46.85	47	0:02:44.71	147	0:02:32.34	147		<b>0:08:03.90</b>	+0:01:10.14
139	174	<b>BAUSCHERT Alan</b>	 FRA.1999.26464	0:03:02.55	141	0:02:37.60	130	0:02:24.71	137		<b>0:08:04.86</b>	+0:01:11.10
140	120	<b>BARICH Leopold</b> RDN Racing	 GER.1998.22342	0:03:01.17	137	0:02:39.01	137	0:02:26.40	142		<b>0:08:06.58</b>	+0:01:12.82
141	188	<b>JONSSON Sharjah</b>	 RSA.1999.22749	0:03:03.51	143	0:02:43.67	143	0:02:25.65	141		<b>0:08:12.83</b>	+0:01:19.07
142	164	<b>SCHULER Mike</b> Swiss Enduro Team by Giant	 SUI.1991.37067	0:02:56.82	118	0:02:39.73	141	0:02:36.32	148		<b>0:08:12.87</b>	+0:01:19.11
143	187	<b>SACCON Matteo</b> Abetone FullOut Gravity	 ITA.2000.21866	0:03:04.43	144	0:02:43.74	144	0:02:27.26	143		<b>0:08:15.43</b>	+0:01:21.67
144	36	<b>WALL Evan</b> Devinci Global Racing	 CAN.1999.23531	0:03:24.32	150	0:02:39.15	139	0:02:19.98	127		<b>0:08:23.45</b>	+0:01:29.69
145	166	<b>LAGASSEY Justin</b>	 USA.1991.22065	0:03:10.25	148	0:02:48.13	149	0:02:25.18	140		<b>0:08:23.56</b>	+0:01:29.80
146	190	<b>MANDIN Oscar</b> Rossignol Factory Team	 FRA.1997.53639	0:03:05.48	146	0:02:51.50	150	0:02:28.59	145		<b>0:08:25.57</b>	+0:01:31.81
147	184	<b>BARTON Oliver</b>	 GBR.1990.33513	0:03:16.20	149	0:02:46.98	148	0:02:27.67	144		<b>0:08:30.85</b>	+0:01:37.09
148	193	<b>PRATAMA Rama Teguh Ady</b>	 INA.1999.33110	0:03:28.59	151	0:02:44.23	145	0:02:23.20	135		<b>0:08:36.02</b>	+0:01:42.26
149	186	<b>BLACHERE Nans</b>	 FRA.1989.37519	0:03:02.80	142	0:02:36.10	125	0:03:02.50	151		<b>0:08:41.40</b>	+0:01:47.64












## STAGE 1PRO RESULTS

Pos	Plate	Name Team	Nat EWS number	Sector 1	Pos	Sector 2	Pos	Sector 3	Pos	Penalties	Time	Gap
<b>MEN</b>												
150	161	<b>HORNER Youen</b>	 IRL.1994.36235	0:03:08.69	147	0:02:44.25	146	0:02:54.70	150		<b>0:08:47.64</b>	+0:01:53.88
151	100	<b>MCBAIN Calum</b>	 GBR.1998.33913	0:02:50.80	73	0:03:39.86	151	0:02:42.97	149		<b>0:09:13.63</b>	+0:02:19.87
<b>MEN   Master 35+</b>												
1	323	<b>AMOUR Karim</b> BH Enduro Racing Team	 FRA.1975.21696	<u>0:02:53.87</u>	1	0:02:36.65	3	0:02:20.71	4		<b>0:07:51.23</b>	
2	300	<b>BAHLER Jonas</b>	 SUI.1987.21706	0:02:55.65	2	0:02:36.25	2	0:02:22.10	8		<b>0:07:54.00</b>	+0:00:02.77
3	312	<b>VANER Jan</b>	 CZE.1983.22385	0:02:58.68	5	0:02:38.99	5	0:02:20.51	3		<b>0:07:58.18</b>	+0:00:06.95
4	321	<b>WEIDEMANN Mads</b>	 DEN.1982.33629	0:03:02.78	9	0:02:37.48	4	<u>0:02:18.62</u>	1		<b>0:07:58.88</b>	+0:00:07.65
5	314	<b>KULHAVY Radek</b>	 CZE.1984.25807	0:02:57.22	3	0:02:42.00	8	0:02:22.00	7		<b>0:08:01.22</b>	+0:00:09.99
6	311	<b>BROOKES Martyn</b>	 GBR.1987.23008	0:03:03.39	12	0:02:39.25	6	0:02:18.79	2		<b>0:08:01.43</b>	+0:00:10.20
7	320	<b>AUSTERMUHLE Ian</b>	 GBR.1980.21590	0:03:00.20	8	<u>0:02:34.93</u>	1	0:02:28.60	14		<b>0:08:03.73</b>	+0:00:12.50
8	319	<b>BERNARD Guillaume</b>	 FRA.1983.22861	0:03:02.91	10	0:02:40.79	7	0:02:25.00	9		<b>0:08:08.70</b>	+0:00:17.47
9	295	<b>KLEINDIENST Andre</b>	 GER.1978.24871	0:03:03.77	13	0:02:46.63	15	0:02:21.75	5		<b>0:08:12.15</b>	+0:00:20.92

## STAGE 1PRO RESULTS













Pos	Plate	Name Team	Nat EWS number	Sector 1	Pos	Sector 2	Pos	Sector 3	Pos	Penalties	Time	Gap
<b>MEN   Master 35+</b>												
10	310	<b>CHANDLER Kane</b>	 GBR.1985.21345	0:03:06.48	17	0:02:44.34	11	0:02:21.91	6		<b>0:08:12.73</b>	+0:00:21.50
11	322	<b>CARREZ Cedric</b> Lapierre Zipp Collective	 FRA.1978.23588	0:02:59.87	6	0:02:43.61	9	0:02:29.67	15		<b>0:08:13.15</b>	+0:00:21.92
12	302	<b>GARCIA Anthony</b>	 FRA.1985.26182	0:02:58.10	4	0:02:50.48	20	0:02:25.22	10		<b>0:08:13.80</b>	+0:00:22.57
13	313	<b>HEIMEL Paul</b>	 AUT.1987.24509	0:03:05.10	14	0:02:44.12	10	0:02:25.72	11		<b>0:08:14.94</b>	+0:00:23.71
14	296	<b>TEXIER Benoit</b>	 FRA.1983.39314	0:02:59.97	7	0:02:48.68	16	0:02:27.50	12		<b>0:08:16.15</b>	+0:00:24.92
15	316	<b>LOCHHEAD Andrew</b>	 GBR.1984.25456	0:03:03.38	11	0:02:45.12	13	0:02:28.52	13		<b>0:08:17.02</b>	+0:00:25.79
16	304	<b>NEGRO Claudio</b>	 SUI.1985.22754	0:03:05.10	14	0:02:44.55	12	0:02:37.20	19		<b>0:08:26.85</b>	+0:00:35.62
17	317	<b>LAWWILL Joe</b>	 USA.1970.24749	0:03:09.58	20	0:02:49.52	19	0:02:29.67	15		<b>0:08:28.77</b>	+0:00:37.54
18	297	<b>RIMONDO Matteo</b>	 ITA.1984.25677	0:03:05.94	16	0:02:46.08	14	0:02:37.10	18		<b>0:08:29.12</b>	+0:00:37.89
19	315	<b>CALVEZ Mathieu</b> Hotlines Nukeproof Racing	 FRA.1986.22152	0:03:06.86	18	0:02:48.80	17	0:02:38.05	21		<b>0:08:33.71</b>	+0:00:42.48
20	305	<b>BLACKMORE Chris</b>	 GBR.1975.35374	0:03:11.33	22	0:02:49.12	18	0:02:40.52	22		<b>0:08:40.97</b>	+0:00:49.74
21	318	<b>CORRE Ludovic</b>	 FRA.1983.21638	0:03:10.77	21	0:02:56.28	22	0:02:35.23	17		<b>0:08:42.28</b>	+0:00:51.05

## STAGE 1PRO RESULTS













Pos	Plate	Name Team	Nat EWS number	Sector 1	Pos	Sector 2	Pos	Sector 3	Pos	Penalties	Time	Gap
<b>MEN   Master 35+</b>												
22	293	SASAKI Hiroshi	 JPN.1979.30239	0:03:09.12	19	0:02:56.30	23	0:02:37.48	20		<b>0:08:42.90</b>	+0:00:51.67
23	309	FELLGETT Theo	 GBR.1986.38997	0:03:12.93	23	0:02:53.86	21	0:02:44.38	23		<b>0:08:51.17</b>	+0:00:59.94
24	307	EICHINGER Christoph	 GER.1980.39926	0:03:17.90	24	0:03:02.73	25	0:02:53.05	25		<b>0:09:13.68</b>	+0:01:22.45
25	308	KARB Ingo	 GER.1973.27505	0:03:21.38	25	0:03:02.60	24	0:02:51.05	24		<b>0:09:15.03</b>	+0:01:23.80
26	254	PONS CANO Santiago	 MEX.1978.40293	0:03:32.75	26	0:03:07.70	26	0:03:14.28	26		<b>0:09:54.73</b>	+0:02:03.50
<b>MEN   Under 21</b>												
1	290	MEIER-SMITH Luke Propain Factory Enduro	 AUS.2002.25147	0:02:45.85	2	0:02:22.25	3	<u>0:02:06.98</u>	1		<b>0:07:15.08</b>	
2	275	RYNANEN Tarmo	 FIN.2002.31950	<u>0:02:43.25</u>	1	0:02:23.87	4	0:02:08.20	2		<b>0:07:15.32</b>	+0:00:00.24
3	286	PIERCY Jack Commencal Les Orres Team	 GBR.2004.36927	0:02:46.56	3	0:02:22.10	2	0:02:13.65	16		<b>0:07:22.31</b>	+0:00:07.23
4	289	HANCOCK Emmett	 CAN.2002.37051	0:02:52.22	16	<u>0:02:21.70</u>	1	0:02:09.40	6		<b>0:07:23.32</b>	+0:00:08.24
5	288	GILCHRIST Ryan	 AUS.2002.36859	0:02:49.80	8	0:02:24.72	6	0:02:09.30	5		<b>0:07:23.82</b>	+0:00:08.74
6	276	ICARDO Alexis Canyon CLLTV Dainese	 FRA.2003.31902	0:02:50.13	10	0:02:24.34	5	0:02:11.03	9		<b>0:07:25.50</b>	+0:00:10.42



## STAGE 1PRO RESULTS

Pos	Plate	Name Team	Nat EWS number	Sector 1	Pos	Sector 2	Pos	Sector 3	Pos	Penalties	Time	Gap
<b>MEN   Under 21</b>												
7	273	<b>PIVNICKA Jakub</b>	 CZE.2005.38692	0:02:51.08	14	0:02:25.69	8	0:02:09.10	4		<b>0:07:25.87</b>	+0:00:10.79
8	283	<b>BERTINI Lisandru</b> Lapierre Zipp Collective	 FRA.2004.36198	0:02:50.37	12	0:02:25.38	7	0:02:10.95	8		<b>0:07:26.70</b>	+0:00:11.62
9	257	<b>PLEINDOUX Simeon</b> Hotlines Nukeproof Racing	 FRA.2003.34644	0:02:49.15	7	0:02:31.10	20	0:02:08.27	3		<b>0:07:28.52</b>	+0:00:13.44
10	274	<b>MEIER-SMITH Remy</b> Propain Factory Enduro	 AUS.2004.40508	0:02:54.05	20	0:02:29.34	15	0:02:10.38	7		<b>0:07:33.77</b>	+0:00:18.69
11	277	<b>SMRDEL Miha</b>	 SLO.2004.38908	0:02:52.76	17	0:02:28.72	13	0:02:12.73	11		<b>0:07:34.21</b>	+0:00:19.13
12	345	<b>CUELLAR ALONSO Adrian</b>	 ESP.2003.52648	0:02:50.97	13	0:02:29.60	16	0:02:14.30	18		<b>0:07:34.87</b>	+0:00:19.79
13	282	<b>KAUX Marin</b> Tribe Pyrenees Gravity	 FRA.2002.30383	0:02:54.83	27	0:02:28.24	12	0:02:11.83	10		<b>0:07:34.90</b>	+0:00:19.82
14	265	<b>HOFMANN Noah</b>	 AUT.2003.36750	0:02:48.83	5	0:02:27.02	9	0:02:19.65	40		<b>0:07:35.50</b>	+0:00:20.42
15	291	<b>SHERLOCK Seth</b>	 CAN.2002.40432	0:02:49.10	6	0:02:30.08	18	0:02:16.47	26		<b>0:07:35.65</b>	+0:00:20.57
16	287	<b>SCHEELE William</b>	 NOR.2003.33415	0:02:50.33	11	0:02:32.95	24	0:02:13.27	13		<b>0:07:36.55</b>	+0:00:21.47
17	281	<b>RODGERS Lief</b>	 CAN.2003.26651	0:02:54.17	22	0:02:29.75	17	0:02:12.86	12		<b>0:07:36.78</b>	+0:00:21.70
18	280	<b>KLOKOCCA Vojtech</b>	 CZE.2004.36797	0:02:47.43	4	0:02:27.37	10	0:02:23.50	52		<b>0:07:38.30</b>	+0:00:23.22













## STAGE 1PRO RESULTS

Pos	Plate	Name Team	Nat EWS number	Sector 1	Pos	Sector 2	Pos	Sector 3	Pos	Penalties	Time	Gap
<b>MEN   Under 21</b>												
19	285	<b>HELLY Johnathan</b>	 CAN.2003.27147	0:02:49.91	9	0:02:27.90	11	0:02:21.07	43		<b>0:07:38.88</b>	+0:00:23.80
20	279	<b>FOURCADE Luca</b> Tribe Pyrenees Gravity	 FRA.2003.35944	0:02:56.52	29	0:02:29.21	14	0:02:13.47	15		<b>0:07:39.20</b>	+0:00:24.12
21	249	<b>CREASE Henry</b>	 GBR.2003.36925	0:02:52.12	15	0:02:32.60	22	0:02:14.75	19		<b>0:07:39.47</b>	+0:00:24.39
22	343	<b>HEMMERLING Thore</b>	 GER.2002.39148	0:02:53.32	18	0:02:32.60	22	0:02:14.93	20		<b>0:07:40.85</b>	+0:00:25.77
23	252	<b>MAGHETTI Alessandro</b> WeRide Racing Team	 SUI.2004.38363	0:02:54.39	24	0:02:33.68	30	0:02:13.80	17		<b>0:07:41.87</b>	+0:00:26.79
24	261	<b>FUCHS Peter</b>	 GER.2002.33379	0:02:57.50	34	0:02:31.65	21	0:02:13.33	14		<b>0:07:42.48</b>	+0:00:27.40
25	278	<b>LESQUIR Tom</b> Hotlines Nukeproof Racing	 FRA.2003.36215	0:02:54.55	25	0:02:33.70	31	0:02:15.05	21		<b>0:07:43.30</b>	+0:00:28.22
26	271	<b>HEINE Geraud</b>	 BEL.2004.25833	0:02:54.59	26	0:02:33.50	28	0:02:17.85	30		<b>0:07:45.94</b>	+0:00:30.86
27	251	<b>MAXA Adam</b>	 CZE.2004.52585	0:02:53.60	19	0:02:34.43	34	0:02:18.92	37		<b>0:07:46.95</b>	+0:00:31.87
28	232	<b>FERON Mael</b>	 FRA.2004.54260	0:02:58.13	36	0:02:34.42	33	0:02:15.70	22		<b>0:07:48.25</b>	+0:00:33.17
29	253	<b>JOLY Enzo</b>	 FRA.2005.39338	0:02:54.07	21	0:02:37.55	44	0:02:16.65	27		<b>0:07:48.27</b>	+0:00:33.19
30	234	<b>JOLY Emilien</b>	 FRA.2005.39337	0:02:57.11	32	0:02:33.10	25	0:02:18.94	38		<b>0:07:49.15</b>	+0:00:34.07












## STAGE 1PRO RESULTS

Pos	Plate	Name Team	Nat EWS number	Sector 1	Pos	Sector 2	Pos	Sector 3	Pos	Penalties	Time	Gap
<b>MEN   Under 21</b>												
31	242	<b>BACHELET Baptiste</b>	FRA.2004.36979	0:02:59.39	42	0:02:33.65	29	0:02:16.38	25		<b>0:07:49.42</b>	+0:00:34.34
32	241	<b>MARSOT Antonin</b>	FRA.2005.50795	0:02:57.29	33	0:02:33.30	27	0:02:18.85	35		<b>0:07:49.44</b>	+0:00:34.36
33	255	<b>BUENGEN Lars Henrik</b> Swiss Enduro Team by Giant	SUI.2005.27225	0:02:57.00	30	0:02:36.42	40	0:02:18.75	34		<b>0:07:52.17</b>	+0:00:37.09
34	338	<b>KYME Gus</b>	AUS.2004.37152	0:02:57.78	35	0:02:36.62	42	0:02:17.88	31		<b>0:07:52.28</b>	+0:00:37.20
35	248	<b>PLATT Dom</b>	GBR.2005.37944	0:02:56.06	28	0:02:39.17	45	0:02:18.32	33		<b>0:07:53.55</b>	+0:00:38.47
36	269	<b>HOGLUND Andreas</b>	SWE.2002.36347	0:02:58.28	37	0:02:37.03	43	0:02:18.89	36		<b>0:07:54.20</b>	+0:00:39.12
37	239	<b>CORRAL GALLARDO Benjamin</b>	CHI.2003.33574	0:02:58.40	39	0:02:36.03	35	0:02:21.50	45		<b>0:07:55.93</b>	+0:00:40.85
38	237	<b>HARTMANN Jannik</b>	GER.2005.37205	0:03:00.32	45	0:02:36.40	39	0:02:19.45	39		<b>0:07:56.17</b>	+0:00:41.09
39	270	<b>HUTMAN Omer</b>	ISR.2004.40015	0:03:00.32	45	0:02:36.15	36	0:02:19.83	41		<b>0:07:56.30</b>	+0:00:41.22
40	267	<b>ESCHLER Lasse</b>	GER.2005.37539	0:02:54.30	23	0:02:30.23	19	0:02:31.87	55		<b>0:07:56.40</b>	+0:00:41.32
41	258	<b>ABELLA Leo</b>	FRA.2005.54368	0:03:01.66	50	0:02:33.17	26	0:02:21.60	46		<b>0:07:56.43</b>	+0:00:41.35













## STAGE 1PRO RESULTS

Pos	Plate	Name Team	Nat EWS number	Sector 1	Pos	Sector 2	Pos	Sector 3	Pos	Penalties	Time	Gap
<b>MEN   Under 21</b>												
42	240	<b>MALEVEZ Clement</b>	 BEL.2002.33413	0:02:58.83	40	0:02:36.34	37	0:02:21.35	44		<b>0:07:56.52</b>	+0:00:41.44
43	266	<b>BROWN Lewis</b>	 GBR.2002.37821	0:03:03.26	53	0:02:36.46	41	0:02:17.08	28		<b>0:07:56.80</b>	+0:00:41.72
44	259	<b>HARROP Zack</b>	 GBR.2003.30354	0:02:58.35	38	0:02:39.30	46	0:02:20.10	42		<b>0:07:57.75</b>	+0:00:42.67
45	284	<b>FAIRBROTHER Matthew</b>	 NZL.2004.35439	0:03:00.78	47	0:02:39.74	49	0:02:17.41	29		<b>0:07:57.93</b>	+0:00:42.85
46	238	<b>JONSON Noa</b>	 SWE.2003.37674	0:03:01.48	48	0:02:39.59	48	0:02:17.90	32		<b>0:07:58.97</b>	+0:00:43.89
47	137	<b>CONROY Brendan</b>	 IRL.2004.39139	0:03:09.19	58	0:02:36.38	38	0:02:15.73	23		<b>0:08:01.30</b>	+0:00:46.22
48	233	<b>ROUKENS Alexis</b>	 BEL.2002.36129	0:02:58.83	40	0:02:41.15	51	0:02:21.67	47		<b>0:08:01.65</b>	+0:00:46.57
49	246	<b>GANTNER Mathis</b>	 SUI.2003.40468	0:03:01.62	49	0:02:41.80	53	0:02:22.03	48		<b>0:08:05.45</b>	+0:00:50.37
50	272	<b>RANDELL Jayden</b>	 GBR.2003.27895	0:02:57.04	31	0:02:41.40	52	0:02:27.50	54		<b>0:08:05.94</b>	+0:00:50.86
51	236	<b>MAYR Mika</b>	 SUI.2005.34202	0:03:02.97	52	0:02:39.95	50	0:02:25.10	53		<b>0:08:08.02</b>	+0:00:52.94
52	262	<b>FOCKENBERGER Timmy</b>	 AUT.2003.33138	0:03:07.03	57	0:02:45.62	55	0:02:16.35	24		<b>0:08:09.00</b>	+0:00:53.92
53	245	<b>DEMARTEAU Colin</b>	 BEL.2003.33889	0:03:03.82	54	0:02:42.95	54	0:02:23.47	51		<b>0:08:10.24</b>	+0:00:55.16













## STAGE 1PRO RESULTS

Pos	Plate	Name Team	Nat EWS number	Sector 1	Pos	Sector 2	Pos	Sector 3	Pos	Penalties	Time	Gap
<b>MEN   Under 21</b>												
54	247	JOHANSSON Olle	 SWE.2004.39449	0:02:59.90	43	0:02:48.93	57	0:02:22.82	50		<b>0:08:11.65</b>	+0:00:56.57
55	244	WEIHING Leon	 GER.2003.33397	0:03:06.31	56	0:02:46.39	56	0:02:22.48	49		<b>0:08:15.18</b>	+0:01:00.10
56	268	WHITE Ronan	 GBR.2002.36972	0:03:02.47	51	0:02:39.35	47	0:02:39.03	57		<b>0:08:20.85</b>	+0:01:05.77
57	243	SCHLEICHER Valentin RDN Racing	 GER.2002.26946	0:03:05.17	55	0:02:56.60	59	0:02:36.80	56		<b>0:08:38.57</b>	+0:01:23.49
58	256	ALBER Lennard	 GER.2002.35750	0:03:09.40	59	0:02:49.50	58	0:02:40.43	58		<b>0:08:39.33</b>	+0:01:24.25
59	235	VLASKOVAC Ben	 GER.2003.35875	0:03:14.46	60	0:03:16.50	60	0:02:41.89	59		<b>0:09:12.85</b>	+0:01:57.77
60	260	FORBES Lachie	 AUS.2003.36655	0:03:00.29	44	0:02:33.83	32	0:04:34.22	60		<b>0:10:08.34</b>	+0:02:53.26
<b>WOMEN</b>												
1	4	HARDEN Harriet Trek Factory Racing	 GBR.2001.22819	0:02:57.34	2	<u>0:02:34.00</u>	1	<u>0:02:19.90</u>	1		<b>0:07:51.24</b>	
2	3	COURDURIER Isabeau Lapierre Zipp Collective	 FRA.1994.21731	<u>0:02:57.02</u>	1	0:02:36.60	2	0:02:21.58	2		<b>0:07:55.20</b>	+0:00:03.96
3	8	CONOLLY Eila Cannondale Enduro	 GBR.1998.21859	0:02:58.87	3	0:02:41.93	5	0:02:22.20	4		<b>0:08:03.00</b>	+0:00:11.76
4	2	CHARRE Morgane Pivot Factory Racing	 FRA.1990.21958	0:03:00.67	4	0:02:40.58	3	0:02:22.17	3		<b>0:08:03.42</b>	+0:00:12.18












## STAGE 1PRO RESULTS

Pos	Plate	Name Team	Nat EWS number	Sector 1	Pos	Sector 2	Pos	Sector 3	Pos	Penalties	Time	Gap
<b>WOMEN</b>												
5	5	<b>KOREM Noga</b> GT Factory Racing	 ISR.1991.21660	0:03:02.51	7	0:02:43.64	8	0:02:23.20	5		<b>0:08:09.35</b>	+0:00:18.11
6	46	<b>BAUMANN Lisa</b> Commencal Les Orres Team	 SUI.2001.37332	0:03:01.95	6	0:02:41.31	4	0:02:27.27	7		<b>0:08:10.53</b>	+0:00:19.29
7	42	<b>COOK Becky</b> GBR.1986.21664	 GBR.1986.21664	0:03:00.71	5	0:02:44.37	10	0:02:27.70	8		<b>0:08:12.78</b>	+0:00:21.54
8	40	<b>MORRISON Rae</b> Liv Racing	 NZL.1989.21630	0:03:05.50	12	0:02:43.43	7	0:02:24.77	6		<b>0:08:13.70</b>	+0:00:22.46
9	7	<b>BARAONA Rebecca</b> Yeti / Fox Factory Team	 GBR.1993.21715	0:03:03.75	10	0:02:42.50	6	0:02:32.70	18		<b>0:08:18.95</b>	+0:00:27.71
10	10	<b>RICHTER Raphaela</b> Ibis Enduro Team	 GER.1997.25746	0:03:03.53	8	0:02:43.64	8	0:02:31.96	15		<b>0:08:19.13</b>	+0:00:27.89
11	41	<b>SCARSI Gloria</b> Canyon CLLTV Dainese	 ITA.2000.36425	0:03:03.67	9	0:02:47.23	13	0:02:28.65	10		<b>0:08:19.55</b>	+0:00:28.31
12	43	<b>THOMA Ines</b> GER.1989.21750	 GER.1989.21750	0:03:07.72	17	0:02:44.88	11	0:02:31.45	13		<b>0:08:24.05</b>	+0:00:32.81
13	200	<b>ELLECOSTA Nadine</b> Abetone FullOut Gravity	 ITA.1999.25437	0:03:07.92	19	0:02:48.38	16	0:02:31.00	12		<b>0:08:27.30</b>	+0:00:36.06
14	196	<b>PRUDKOVA Barbora</b> CZE.1996.38768	 CZE.1996.38768	0:03:09.87	26	0:02:47.90	15	0:02:30.08	11		<b>0:08:27.85</b>	+0:00:36.61
15	52	<b>GEHRIG Carolin</b> Norco Factory Team	 SUI.1987.21665	0:03:04.49	11	0:02:50.83	20	0:02:33.10	20		<b>0:08:28.42</b>	+0:00:37.18
16	47	<b>BRUCHLE Veronika</b> Cube Action Team	 GER.1995.22726	0:03:08.40	22	0:02:49.15	18	0:02:31.78	14		<b>0:08:29.33</b>	+0:00:38.09

## STAGE 1PRO RESULTS











Pos	Plate	Name Team	Nat EWS number	Sector 1	Pos	Sector 2	Pos	Sector 3	Pos	Penalties	Time	Gap
<b>WOMEN</b>												
17	195	<b>MILLER Miranda</b>	 CAN.1990.21687	0:03:06.50	13	0:02:52.88	22	0:02:31.97	16		<b>0:08:31.35</b>	+0:00:40.11
18	51	<b>GEHRIG Anita</b> Norco Factory Team	 SUI.1987.21718	0:03:07.91	18	0:02:47.52	14	0:02:36.35	25		<b>0:08:31.78</b>	+0:00:40.54
19	44	<b>DUVERT Julie</b> Theory Racing p/b ProBikeKit	 FRA.1996.21719	0:03:08.90	23	0:02:48.55	17	0:02:37.33	28		<b>0:08:34.78</b>	+0:00:43.54
20	211	<b>VAN KAMPEN Ysaline</b>	 SUI.1998.33222	0:03:08.25	21	0:02:52.15	21	0:02:34.85	22		<b>0:08:35.25</b>	+0:00:44.01
21	206	<b>NEWKIRK Anna</b>	 USA.2001.25192	0:03:08.08	20	0:02:53.08	23	0:02:34.54	21		<b>0:08:35.70</b>	+0:00:44.46
22	217	<b>SMITH Ellie</b>	 AUS.2000.27032	0:03:10.20	27	0:02:54.20	25	0:02:32.55	17		<b>0:08:36.95</b>	+0:00:45.71
23	202	<b>JOLIDON Sidonie</b>	 SUI.1987.31073	0:03:07.58	16	0:02:56.48	28	0:02:35.00	23		<b>0:08:39.06</b>	+0:00:47.82
24	201	<b>BUREK Katarzyna</b>	 POL.1993.23240	0:03:09.84	24	0:02:54.13	24	0:02:35.90	24		<b>0:08:39.87</b>	+0:00:48.63
25	194	<b>TAYLOR Chloe</b>	 GBR.1998.23462	0:03:11.70	28	0:02:46.55	12	0:02:41.71	31		<b>0:08:39.96</b>	+0:00:48.72
26	45	<b>JONNIER Morgane</b> Rossignol Factory Team	 FRA.1990.22559	0:03:12.12	29	0:02:49.30	19	0:02:41.03	29		<b>0:08:42.45</b>	+0:00:51.21
27	209	<b>RING Filippa</b>	 SWE.1990.39267	0:03:13.63	30	0:03:00.17	33	0:02:36.40	26		<b>0:08:50.20</b>	+0:00:58.96
28	50	<b>WIEDENROTH Sofia</b> Specialized Racing	 GER.1995.24544	0:03:16.00	33	0:02:57.60	30	0:02:37.25	27		<b>0:08:50.85</b>	+0:00:59.61

## STAGE 1PRO RESULTS

Pos	Plate	Name Team	Nat EWS number	Sector 1	Pos	Sector 2	Pos	Sector 3	Pos	Penalties	Time	Gap
<b>WOMEN</b>												
29	197	STONE Jessica	 GBR.1990.32154	0:03:14.65	31	0:03:05.03	37	0:02:32.93	19		<b>0:08:52.61</b>	+0:01:01.37
30	216	CUTHBERT Zoe	 AUS.2001.38369	0:03:20.97	38	0:02:55.30	26	0:02:41.45	30		<b>0:08:57.72</b>	+0:01:06.48
31	213	DILLON Sian	 GBR.1994.35457	0:03:17.81	35	0:02:57.60	30	0:02:50.14	34		<b>0:09:05.55</b>	+0:01:14.31
32	210	DAVIDSSON Elina	 SWE.2001.38290	0:03:20.78	37	0:03:03.74	35	0:02:43.86	32		<b>0:09:08.38</b>	+0:01:17.14
33	208	YUSTO SANCHEZ Sara	 ESP.2000.39157	0:03:09.85	25	0:02:55.80	27	0:03:04.61	40		<b>0:09:10.26</b>	+0:01:19.02
34	205	HOVORKA Anja	 SUI.1989.37532	0:03:15.39	32	0:02:57.50	29	0:03:02.41	39		<b>0:09:15.30</b>	+0:01:24.06
35	39	LANTHIER NADEAU Andreane Rocky Mountain Race Face	 CAN.1993.21609	0:03:07.10	15	0:02:59.43	32	0:03:12.52	41		<b>0:09:19.05</b>	+0:01:27.81
36	204	NABER Tanja	 GER.1987.22367	0:03:23.06	40	0:03:03.27	34	0:02:53.30	35		<b>0:09:19.63</b>	+0:01:28.39
37	203	RUTZ Lea Salome	 SUI.1995.33389	0:03:18.88	36	0:03:04.40	36	0:02:57.43	37		<b>0:09:20.71</b>	+0:01:29.47
38	212	JOHNSEN Jonna	 DEN.1992.27207	0:03:22.66	39	0:03:10.39	38	0:02:53.40	36		<b>0:09:26.45</b>	+0:01:35.21
39	207	SUCH Morgane	 FRA.1994.27486	0:03:17.47	34	0:03:26.98	40	0:02:46.72	33		<b>0:09:31.17</b>	+0:01:39.93



## STAGE 1PRO RESULTS

Pos	Plate	Name Team	Nat EWS number	Sector 1	Pos	Sector 2	Pos	Sector 3	Pos	Penalties	Time	Gap
<b>WOMEN</b>												
40	215	<b>MEYRAT Geraldine</b>	 SUI.1988.38199	0:03:30.07	41	0:03:12.16	39	0:02:57.77	38		<b>0:09:40.00</b>	+0:01:48.76
41	1	<b>PUGIN Melanie</b> BH Enduro Racing Team	 FRA.1990.21693	0:03:06.65	14	0:05:38.33	42	0:02:28.60	9		<b>0:11:13.58</b>	+0:03:22.34
42	214	<b>PRIETO Naroa</b>	 ESP.1999.38475	0:04:03.08	42	0:03:41.70	41	0:03:57.47	42		<b>0:11:42.25</b>	+0:03:51.01
<b>WOMEN   Master 35+</b>												
1	222	<b>NESTEROVA Fejola Stepanka</b>	 CZE.1985.21761	<u>0:03:14.98</u>	1	<u>0:03:03.05</u>	1	<u>0:02:39.93</u>	1		<b>0:08:57.96</b>	
2	220	<b>NEWELL Melissa</b>	 NZL.1979.21458	0:03:23.09	2	0:03:09.05	2	0:03:00.30	2		<b>0:09:32.44</b>	+0:00:34.48
3	219	<b>MICHEL Daniela</b>	 SUI.1981.21559	0:03:29.26	3	0:03:13.17	3	0:03:03.23	4		<b>0:09:45.66</b>	+0:00:47.70
4	221	<b>THOMSEN Sandra Bohn</b>	 DEN.1983.33584	0:03:32.75	4	0:03:22.88	4	0:03:01.47	3		<b>0:09:57.10</b>	+0:00:59.14
<b>WOMEN   Under 21</b>												
1	231	<b>RIVA Sophie</b>	 ITA.2003.33949	<u>0:03:08.85</u>	1	<u>0:02:55.60</u>	1	0:02:40.52	2		<b>0:08:44.97</b>	
2	230	<b>LAN Emmy</b> Norco Factory Team	 CAN.2004.33463	0:03:12.47	2	0:02:56.83	2	<u>0:02:35.95</u>	1		<b>0:08:45.25</b>	+0:00:00.28
3	225	<b>WEBER Helen</b> RAAW // Levelnine Gravity	 GER.2002.36775	0:03:19.26	3	0:03:02.67	3	0:02:42.90	3		<b>0:09:04.83</b>	+0:00:19.86

## STAGE 1PRO RESULTS

Pos	Plate	Name Team	Nat EWS number	Sector 1	Pos	Sector 2	Pos	Sector 3	Pos	Penalties	Time	Gap
<b>WOMEN   Under 21</b>												
4	228	<b>HENRY Justine</b> Tribe Pyrenees Gravity	FRA.2003.32717	0:03:28.95	4	0:03:05.21	4	0:02:44.39	4		<b>0:09:18.55</b>	+0:00:33.58
5	229	<b>BOUCHER Lily</b>	CAN.2004.40222	0:03:43.52	7	0:03:20.58	6	0:03:01.15	5		<b>0:10:05.25</b>	+0:01:20.28
6	227	<b>MULLIN Hannah</b>	IRL.2005.37699	0:03:40.25	6	0:03:21.68	7	0:03:22.47	6		<b>0:10:24.40</b>	+0:01:39.43
7	224	<b>HOLM Hanna</b>	USA.2003.39590	0:03:36.15	5	0:03:17.42	5	0:03:31.38	7		<b>0:10:24.95</b>	+0:01:39.98
8	223	<b>BAR JOSEPH Zohar</b>	ISR.2005.50565	0:03:45.24	8	0:03:23.15	8	0:03:32.45	8		<b>0:10:40.84</b>	+0:01:55.87

### Statistics

Entries / Nations	Finished	DNF	DSQ	DNS	Weather	Temperature	Distance	Elevation
291 / 29	291	0	0	0				

DNF: did not finish · DNS: did not start · DSQ: disqualified