























STAGE 1PRO RESULTS

Pos	Plate	Name Team	Nat EWS number	Sector 1	Pos	Sector 2	Pos	Penalties	Time	Gap
MEN										
1	1	MOIR Jack Canyon Collective	 AUS.1994.33430	0:04:40.28	1	0:01:24.20	4		0:06:04.48	
2	3	MELAMED Jesse Rocky Mountain Race Face	 CAN.1992.21596	0:04:41.25	2	0:01:24.21	5		0:06:05.46	+0:00:00.98
3	2	RUDE JR Richard Yeti / Fox Factory Team	 USA.1995.21739	0:04:42.14	3	0:01:24.12	2		0:06:06.26	+0:00:01.78
4	10	WALKER Matthew Pivot Factory Racing	 NZL.1990.21846	0:04:47.48	5	0:01:25.13	8		0:06:12.61	+0:00:08.13
5	21	MASTERS Edward Pivot Factory Racing	 NZL.1989.22590	0:04:47.42	4	0:01:26.41	11		0:06:13.83	+0:00:09.35
6	11	LUKASIK Slawomir Canyon CLLTV Dainese	 POL.1993.24876	0:04:50.50	8	0:01:25.04	7		0:06:15.54	+0:00:11.06
7	26	MENZIES Jack	 CAN.2001.22519	0:04:49.40	6	0:01:26.52	15		0:06:15.92	+0:00:11.44
8	23	VERNER Rhys Forbidden Synthesis	 CAN.1997.22407	0:04:50.03	7	0:01:28.49	34		0:06:18.52	+0:00:14.04
9	22	LUCAS Cole Ibis Enduro Team	 NZL.1998.23013	0:04:53.94	13	0:01:24.60	6		0:06:18.54	+0:00:14.06
10	13	MAES Martin Orbea FOX Enduro Team	 BEL.1997.21636	0:04:55.10	17	0:01:23.75	1		0:06:18.85	+0:00:14.37
11	16	MURRAY Charles Specialized Racing	 NZL.1996.22752	0:04:54.12	15	0:01:25.47	9		0:06:19.59	+0:00:15.11














STAGE 1PRO RESULTS

Pos	Plate	Name Team	Nat EWS number	Sector 1	Pos	Sector 2	Pos	Penalties	Time	Gap
MEN										
12	24	GAUVIN Remi Rocky Mountain Race Face	 CAN.1992.21624	0:04:53.52	11	0:01:26.43	13		0:06:19.95	+0:00:15.47
13	25	CALLAGHAN Gregory Devinci Global Racing	 IRL.1991.21827	0:04:53.00	10	0:01:27.61	21		0:06:20.61	+0:00:16.13
14	32	LARBEOU Guillaume Commencal Enduro Project	 FRA.1994.25575	0:04:54.43	16	0:01:26.50	14		0:06:20.93	+0:00:16.45
14	53	SECONDI Nathan Fulgur Factory Team Valdinievole	 FRA.1999.22133	0:04:52.27	9	0:01:28.66	36		0:06:20.93	+0:00:16.45
16	14	DENIAUD Youn Giant Factory Off-Road	 FRA.1996.22994	0:04:53.64	12	0:01:28.36	31		0:06:22.00	+0:00:17.52
17	51	STONE Brady Polygon Factory Racing	 NZL.2000.23119	0:04:55.28	19	0:01:28.28	30		0:06:23.56	+0:00:19.08
18	47	KANGAS Oliwer	 SWE.1992.33903	0:04:57.44	23	0:01:26.41	11		0:06:23.85	+0:00:19.37
19	76	PETERSON Colton	 USA.1999.30493	0:04:55.25	18	0:01:29.16	46		0:06:24.41	+0:00:19.93
20	34	STUTTARD Mathew Polygon Factory Racing	 GBR.1993.21661	0:04:57.14	22	0:01:27.86	23		0:06:25.00	+0:00:20.52
21	33	TEXTOR Christian Team BULLS	 GER.1990.22845	0:05:01.33	34	0:01:24.13	3		0:06:25.46	+0:00:20.98
22	4	MIQUEL Kevin Specialized Racing	 FRA.1991.21704	0:04:57.87	24	0:01:28.01	26		0:06:25.88	+0:00:21.40














STAGE 1PRO RESULTS

Pos	Plate	Name Team	Nat EWS number	Sector 1	Pos	Sector 2	Pos	Penalties	Time	Gap
MEN										
23	6	TORDO Dimitri Canyon Collective	 FRA.1993.21764	0:04:55.60	20	0:01:30.47	69		0:06:26.07	+0:00:21.59
24	61	MORGAN Myles	 USA.2001.24399	0:04:56.98	21	0:01:29.35	54		0:06:26.33	+0:00:21.85
25	50	GARAY TAMAYO Iago Santa Cruz X SRAM	 ESP.1991.21707	0:04:57.90	25	0:01:28.76	39		0:06:26.66	+0:00:22.18
26	31	RUDEAU Alex Commencal Enduro Project	 FRA.1996.25071	0:04:58.26	26	0:01:28.49	34		0:06:26.75	+0:00:22.27
27	90	SEDLAK Max	 USA.2000.22259	0:04:58.85	27	0:01:28.38	32		0:06:27.23	+0:00:22.75
28	92	SMITH Jimmy	 USA.1994.22251	0:04:58.92	29	0:01:28.90	43		0:06:27.82	+0:00:23.34
29	27	GRAHAM Innes	 GBR.1996.35188	0:05:00.75	32	0:01:27.63	22		0:06:28.38	+0:00:23.90
30	75	NESTOROFF Nikolas	 USA.1999.36915	0:05:01.20	33	0:01:27.59	20		0:06:28.79	+0:00:24.31
31	60	GALY Theo Sunn French Connexion By Alpe D'Huez	 FRA.1990.21691	0:05:00.03	31	0:01:29.21	47		0:06:29.24	+0:00:24.76
32	85	STERCKX Nathan RST Enduro Team	 CAN.2001.22631	0:04:58.90	28	0:01:30.69	71		0:06:29.59	+0:00:25.11
33	28	JEANDEL Louis Commencal Enduro Project	 FRA.1998.22140	0:05:01.69	37	0:01:27.99	25		0:06:29.68	+0:00:25.20














STAGE 1PRO RESULTS

Pos	Plate	Name Team	Nat EWS number	Sector 1	Pos	Sector 2	Pos	Penalties	Time	Gap
MEN										
34	104	OSTROSKI Peter	 USA.1989.21717	0:04:59.67	30	0:01:30.05	64		0:06:29.72	+0:00:25.24
35	89	BEAUPRE Max	 USA.2000.24581	0:05:01.50	36	0:01:28.44	33		0:06:29.94	+0:00:25.46
36	46	CAMOIN Francescu Specialized Racing	 FRA.2001.23545	0:05:01.46	35	0:01:29.04	45		0:06:30.50	+0:00:26.02
37	83	MASTERS Wyn GT Factory Racing	 NZL.1987.21663	0:05:02.00	38	0:01:28.87	41		0:06:30.87	+0:00:26.39
38	133	MOONEY Scott	 USA.1998.32465	0:05:02.87	41	0:01:28.08	27		0:06:30.95	+0:00:26.47
39	15	HEAP Elliott Nukeproof SRAM Factory Racing	 GBR.1998.21783	0:05:04.20	45	0:01:27.14	16		0:06:31.34	+0:00:26.86
40	55	BLAIR Lachlan Orange Factory Racing	 GBR.1995.21426	0:05:02.88	42	0:01:28.94	44		0:06:31.82	+0:00:27.34
41	49	STORR Alex Forbidden Synthesis	 GBR.2001.31009	0:04:54.10	14	0:01:38.06	114		0:06:32.16	+0:00:27.68
42	35	WALL Evan Devinci Global Racing	 CAN.1999.23531	0:05:03.50	43	0:01:28.69	37		0:06:32.19	+0:00:27.71
43	52	HILL Samuel Nukeproof SRAM Factory Racing	 AUS.1985.21775	0:05:04.78	47	0:01:28.25	29		0:06:33.03	+0:00:28.55
44	30	PERSAK Vid Orbea FOX Enduro Team	 SLO.1996.22810	0:05:04.98	49	0:01:28.11	28		0:06:33.09	+0:00:28.61














STAGE 1PRO RESULTS

Pos	Plate	Name Team	Nat EWS number	Sector 1	Pos	Sector 2	Pos	Penalties	Time	Gap
MEN										
45	72	FRANCK Gilles	 BEL.2000.22291	0:05:02.23	39	0:01:31.07	74		0:06:33.30	+0:00:28.82
46	59	MENJOU Irene Sunn French Connexion By Alpe D'Huez	 FRA.1995.22122	0:05:02.51	40	0:01:31.16	75		0:06:33.67	+0:00:29.19
47	82	SELF Daniel	 NZL.1998.21834	0:05:06.50	53	0:01:27.31	18		0:06:33.81	+0:00:29.33
48	54	CONNELL Joseph Orange Factory Racing	 GBR.1994.21745	0:05:04.13	44	0:01:29.73	58		0:06:33.86	+0:00:29.38
49	88	RICHARDSON John	 NZL.1999.22929	0:05:04.41	46	0:01:29.92	60		0:06:34.33	+0:00:29.85
50	138	MCLEOD Nick	 CAN.1993.24889	0:05:06.83	57	0:01:27.89	24		0:06:34.72	+0:00:30.24
51	91	WEBER Basil	 SUI.1992.35964	0:05:05.52	51	0:01:29.30	51		0:06:34.82	+0:00:30.34
52	29	VEZINA McKay Giant Factory Off-Road	 CAN.1995.21632	0:05:04.85	48	0:01:30.02	62		0:06:34.87	+0:00:30.39
53	78	MACARTHUR Glenn	 FRA.2000.22879	0:05:06.54	54	0:01:28.85	40		0:06:35.39	+0:00:30.91
54	57	BURNS CONTRERAS Pedro Trek Factory Racing	 CHI.1997.21729	0:05:06.33	52	0:01:29.32	52		0:06:35.65	+0:00:31.17
55	106	MORSE Adam	 USA.1985.22980	0:05:06.67	56	0:01:29.54	56		0:06:36.21	+0:00:31.73














STAGE 1PRO RESULTS

Pos	Plate	Name Team	Nat EWS number	Sector 1	Pos	Sector 2	Pos	Penalties	Time	Gap
MEN										
56	56	WARNET Manu	 NED.2001.26267	0:05:06.95	59	0:01:29.48	55		0:06:36.43	+0:00:31.95
57	63	HEINIGER Nils	 NZL.1999.25218	0:05:05.34	50	0:01:31.28	77		0:06:36.62	+0:00:32.14
58	105	MCANDREW Alex	 USA.1990.22928	0:05:06.83	57	0:01:29.92	60		0:06:36.75	+0:00:32.27
59	66	BOX Archie	 GBR.1998.23201	0:05:07.78	61	0:01:30.02	62		0:06:37.80	+0:00:33.32
60	67	HARRIS Bradley Theory Racing p/b ProBikeKit	 NZL.2001.27637	0:05:07.13	60	0:01:30.81	73		0:06:37.94	+0:00:33.46
61	109	ALLAIRE Isaac	 USA.1995.26395	0:05:10.80	67	0:01:27.19	17		0:06:37.99	+0:00:33.51
62	143	MADER Cameron	 USA.2001.40291	0:05:08.58	62	0:01:30.33	66		0:06:38.91	+0:00:34.43
63	74	KING Riley	 AUS.2001.23512	0:05:08.75	63	0:01:31.67	81		0:06:40.42	+0:00:35.94
64	103	ROSSI Saben	 USA.1985.23371	0:05:06.63	55	0:01:34.00	99		0:06:40.63	+0:00:36.15
65	48	KRASNY Carter	 CAN.1999.22027	0:05:11.90	69	0:01:28.74	38		0:06:40.64	+0:00:36.16
66	86	MCCUTCHEON Trevor	 USA.1999.31137	0:05:11.68	68	0:01:29.22	48		0:06:40.90	+0:00:36.42














STAGE 1PRO RESULTS

Pos	Plate	Name Team	Nat EWS number	Sector 1	Pos	Sector 2	Pos	Penalties	Time	Gap
MEN										
67	94	LESLIE Shane	 USA.1996.22174	0:05:09.75	65	0:01:31.56	80		0:06:41.31	+0:00:36.83
68	121	TRAINER Myles	 USA.1992.22401	0:05:14.12	73	0:01:27.53	19		0:06:41.65	+0:00:37.17
69	127	BURKE Felix	 CAN.1996.31858	0:05:09.36	64	0:01:32.45	88		0:06:41.81	+0:00:37.33
70	108	VAUGHAN Gavin	 USA.1986.22711	0:05:10.03	66	0:01:32.07	82		0:06:42.10	+0:00:37.62
71	7	JOHANSEN Zakarias Ibis Enduro Team	 SWE.1992.21863	0:05:16.50	78	0:01:25.63	10		0:06:42.13	+0:00:37.65
72	93	WOLFE Daniel Polygon Factory Racing	 IRL.1988.22250	0:05:12.93	71	0:01:29.28	50		0:06:42.21	+0:00:37.73
73	58	BLAHA Vojtech	 CZE.1999.22684	0:05:13.47	72	0:01:28.89	42		0:06:42.36	+0:00:37.88
74	71	PFEIL Max	 GER.1998.27442	0:05:12.71	70	0:01:30.52	70		0:06:43.23	+0:00:38.75
75	140	DRISCOLL Matthew	 USA.2001.31598	0:05:15.20	74	0:01:29.56	57		0:06:44.76	+0:00:40.28
76	129	KARALUS Ben	 NZL.1998.32702	0:05:15.22	75	0:01:30.12	65		0:06:45.34	+0:00:40.86
77	77	WILSON Thomas Orange Factory Racing	 GBR.2000.22553	0:05:15.50	76	0:01:30.77	72		0:06:46.27	+0:00:41.79














STAGE 1PRO RESULTS

Pos	Plate	Name Team	Nat EWS number	Sector 1	Pos	Sector 2	Pos	Penalties	Time	Gap
MEN										
78	87	REECE Quinn Yeti / Fox Factory Team	 USA.2000.23029	0:05:17.13	81	0:01:31.32	78		0:06:48.45	+0:00:43.97
79	73	TOOKE Jacob	 CAN.1999.22078	0:05:16.61	79	0:01:32.30	85		0:06:48.91	+0:00:44.43
80	97	KAHN David	 USA.2000.23224	0:05:15.73	77	0:01:33.40	97		0:06:49.13	+0:00:44.65
81	95	CSEH Jesse	 NZL.1998.24905	0:05:17.28	82	0:01:32.22	84		0:06:49.50	+0:00:45.02
82	68	CARROLL Gavin	 IRL.1993.35848	0:05:16.81	80	0:01:33.15	96		0:06:49.96	+0:00:45.48
83	84	KELLEY Cody	 USA.1994.21757	0:05:20.36	88	0:01:29.91	59		0:06:50.27	+0:00:45.79
84	117	ROBERT Keith	 USA.1990.31227	0:05:19.13	84	0:01:31.16	75		0:06:50.29	+0:00:45.81
85	111	NICHOLSON Titus	 USA.2000.35168	0:05:20.97	89	0:01:29.33	53		0:06:50.30	+0:00:45.82
86	98	COUTURE Charles	 CAN.1999.29610	0:05:18.90	83	0:01:32.73	93		0:06:51.63	+0:00:47.15
87	79	JENSEN Henrik	 GBR.1998.25933	0:05:19.67	87	0:01:32.54	90		0:06:52.21	+0:00:47.73
88	70	CAVAYE Andrew	 AUS.1996.24678	0:05:24.04	94	0:01:29.23	49		0:06:53.27	+0:00:48.79














STAGE 1PRO RESULTS

Pos	Plate	Name Team	Nat EWS number	Sector 1	Pos	Sector 2	Pos	Penalties	Time	Gap
MEN										
89	80	HURLEY Joshua	 GBR.1995.27543	0:05:19.27	85	0:01:34.64	103		0:06:53.91	+0:00:49.43
90	115	SEDIVY Damon	 USA.1999.24610	0:05:19.52	86	0:01:34.86	104		0:06:54.38	+0:00:49.90
91	113	SKIDMORE Sam	 USA.1994.34216	0:05:23.06	91	0:01:32.34	87		0:06:55.40	+0:00:50.92
92	118	CLAYPOOL Travis	 USA.2000.22940	0:05:22.71	90	0:01:32.82	94		0:06:55.53	+0:00:51.05
93	122	FLANIGAN Ethan	 USA.1992.24431	0:05:25.29	96	0:01:30.40	68		0:06:55.69	+0:00:51.21
94	114	SEBAS Matt	 USA.1989.21617	0:05:23.63	92	0:01:32.08	83		0:06:55.71	+0:00:51.23
95	110	CONTE Dylan	 USA.1993.22360	0:05:26.40	98	0:01:32.86	95		0:06:59.26	+0:00:54.78
96	142	WOLOSZYN Aidan	 USA.2001.33100	0:05:23.65	93	0:01:36.53	112		0:07:00.18	+0:00:55.70
97	116	DESPRES MORIN Benjamin	 CAN.1995.39474	0:05:25.25	95	0:01:35.95	106		0:07:01.20	+0:00:56.72
98	101	LEONHARDT Konstantin	 GER.1996.35481	0:05:25.82	97	0:01:36.30	110		0:07:02.12	+0:00:57.64
99	137	DEAN Kasper	 USA.1996.53614	0:05:30.43	101	0:01:32.31	86		0:07:02.74	+0:00:58.26



STAGE 1PRO RESULTS

Pos	Plate	Name Team	Nat EWS number	Sector 1	Pos	Sector 2	Pos	Penalties	Time	Gap
MEN										
100	99	FREDERICKSEN GARCIA Tomas	 CHI.2001.25553	0:05:30.26	99	0:01:32.67	91		0:07:02.93	+0:00:58.45
101	214	DOTSENKO Paul	 USA.1987.22256	0:05:30.40	100	0:01:36.22	109		0:07:06.62	+0:01:02.14
102	119	ALIX Dakota	 USA.1994.39368	0:05:32.13	102	0:01:34.56	102		0:07:06.69	+0:01:02.21
103	131	PETITCLERC Simon	 CAN.1997.39372	0:05:34.55	103	0:01:35.25	105		0:07:09.80	+0:01:05.32
104	102	BARICH Leopold RDN Racing	 GER.1998.22342	0:05:36.22	104	0:01:33.67	98		0:07:09.89	+0:01:05.41
105	130	FORTIN FAUBERT Maxime	 CAN.1990.34585	0:05:37.14	105	0:01:36.50	111		0:07:13.64	+0:01:09.16
106	65	JANSER Robin Swiss Enduro Team by Giant	 SUI.2000.25837	0:05:42.36	108	0:01:31.43	79		0:07:13.79	+0:01:09.31
107	5	BORGES Jose Canyon Collective	 POR.1990.21669	0:05:47.00	111	0:01:30.39	67		0:07:17.39	+0:01:12.91
108	135	DAYTON Charles	 USA.1995.39585	0:05:41.22	107	0:01:36.21	108		0:07:17.43	+0:01:12.95
109	136	TREPANIER Samuel	 CAN.1994.38829	0:05:44.38	109	0:01:34.22	101		0:07:18.60	+0:01:14.12
110	132	POIRIER Josh	 USA.1989.25980	0:05:45.20	110	0:01:36.10	107		0:07:21.30	+0:01:16.82














STAGE 1PRO RESULTS

Pos	Plate	Name Team	Nat EWS number	Sector 1	Pos	Sector 2	Pos	Penalties	Time	Gap
MEN										
111	134	BULLEN-ASLIN Benjamin	 AUS.1996.35368	0:05:39.98	106	0:01:43.99	116		0:07:23.97	+0:01:19.49
112	120	CHAPDELAINE Simon	 CAN.1995.34674	0:05:53.52	113	0:01:32.71	92		0:07:26.23	+0:01:21.75
113	126	POIRIER Sam	 USA.1994.25645	0:05:57.86	114	0:01:36.65	113		0:07:34.51	+0:01:30.03
114	125	HEMPERLEY Austin	 USA.1993.27060	0:06:03.42	115	0:01:32.46	89		0:07:35.88	+0:01:31.40
115	128	HEDLUND Samuel	 USA.1997.39517	0:06:08.02	116	0:01:34.01	100		0:07:42.03	+0:01:37.55
116	8	DAILLY Adrien Lapierre Zipp Collective	 FRA.1996.21677	0:05:53.22	112	0:01:52.01	117		0:07:45.23	+0:01:40.75
117	123	LAGASSEY Justin	 USA.1991.22065	0:06:14.47	117	0:01:39.35	115		0:07:53.82	+0:01:49.34
118	64	FRESQUET Axel Tribe Pyrenees Gravity	 FRA.1998.23081	0:08:23.78	118	0:01:59.45	119		0:10:23.23	+0:04:18.75
119	20	VENDEMMIA Mirco Cannondale Enduro	 ITA.1998.21871	0:09:16.91	119	0:01:55.90	118		0:11:12.81	+0:05:08.33
MEN Master 35+										
1	220	KIRSCHER Franck	 FRA.1984.22930	<u>0:05:01.94</u>	1	<u>0:01:31.43</u>	1		0:06:33.37	













STAGE 1PRO RESULTS

Pos	Plate	Name Team	Nat EWS number	Sector 1	Pos	Sector 2	Pos	Penalties	Time	Gap
MEN Master 35+										
2	235	AMOUR Karim BH Enduro Racing Team	 FRA.1975.21696	0:05:25.83	2	0:01:34.11	4		0:06:59.94	+0:00:26.57
3	228	CANFIELD Christopher	 USA.1977.35613	0:05:30.06	3	0:01:37.54	11		0:07:07.60	+0:00:34.23
4	231	WEIDEMANN Mads	 DEN.1982.33629	0:05:34.25	5	0:01:33.57	3		0:07:07.82	+0:00:34.45
5	215	LEDUC Charles	 CAN.1987.39128	0:05:33.47	4	0:01:40.10	15		0:07:13.57	+0:00:40.20
6	229	COOPER William	 USA.1987.23457	0:05:40.58	6	0:01:33.36	2		0:07:13.94	+0:00:40.57
7	236	CARREZ Cedric Lapierre Zipp Collective	 FRA.1978.23588	0:05:41.00	7	0:01:36.98	6		0:07:17.98	+0:00:44.61
8	224	SCHEIDING Jason	 USA.1977.22966	0:05:41.89	8	0:01:40.65	17		0:07:22.54	+0:00:49.17
9	221	LEECH Ryan	 USA.1977.24433	0:05:52.43	9	0:01:36.79	5		0:07:29.22	+0:00:55.85
10	223	OSHURA John Shane	 USA.1979.22013	0:05:53.40	10	0:01:39.32	14		0:07:32.72	+0:00:59.35
11	234	BRODERICK Michael	 USA.1973.22376	0:05:53.50	11	0:01:39.31	13		0:07:32.81	+0:00:59.44
12	227	BIGHAM Ryan	 USA.1986.34266	0:05:56.85	12	0:01:36.99	7		0:07:33.84	+0:01:00.47



STAGE 1PRO RESULTS

Pos	Plate	Name Team	Nat EWS number	Sector 1	Pos	Sector 2	Pos	Penalties	Time	Gap
MEN Master 35+										
13	226	NABLO Brooks	 USA.1983.40195	0:06:00.08	13	0:01:38.19	12		0:07:38.27	+0:01:04.90
14	225	LAWWILL Joe	 USA.1970.24749	0:06:04.45	14	0:01:40.59	16		0:07:45.04	+0:01:11.67
15	213	GIARDINA Matthew	 USA.1987.39367	0:06:10.70	15	0:01:37.28	9		0:07:47.98	+0:01:14.61
16	217	BISHOP Allan	 USA.1981.33429	0:06:12.28	16	0:01:37.05	8		0:07:49.33	+0:01:15.96
17	216	WILLIAMS Adam	 USA.1983.38122	0:06:15.37	17	0:01:37.32	10		0:07:52.69	+0:01:19.32
18	219	ALCISTO Patrick	 USA.1981.38277	0:06:20.15	18	0:01:44.05	19		0:08:04.20	+0:01:30.83
19	222	TREGLIA Benedict	 USA.1970.22762	0:06:27.72	19	0:01:43.74	18		0:08:11.46	+0:01:38.09
20	218	ADOLPHSON Odin	 USA.1975.22332	0:06:28.31	20	0:01:44.28	20		0:08:12.59	+0:01:39.22
MEN Under 21										
1	209	MEIER-SMITH Luke Propain Factory Enduro	 AUS.2002.25147	<u>0:04:48.45</u>	1	<u>0:01:25.53</u>	1		0:06:13.98	
2	207	GILCHRIST Ryan	 AUS.2002.36859	0:04:54.95	3	0:01:27.70	5		0:06:22.65	+0:00:08.67














STAGE 1PRO RESULTS

Pos	Plate	Name Team	Nat EWS number	Sector 1	Pos	Sector 2	Pos	Penalties	Time	Gap
MEN Under 21										
3	210	SHERLOCK Seth	CAN.2002.40432	0:04:53.86	2	0:01:28.94	8		0:06:22.80	+0:00:08.82
4	193	KELLER Jake	USA.2002.31400	0:04:56.79	4	0:01:26.87	3		0:06:23.66	+0:00:09.68
5	194	CHAPIN Aiden	USA.2002.25700	0:04:58.75	7	0:01:27.27	4		0:06:26.02	+0:00:12.04
6	196	PRINGLE Colby	CAN.2002.35143	0:04:58.28	6	0:01:28.62	7		0:06:26.90	+0:00:12.92
7	198	RODGERS Lief	CAN.2003.26651	0:04:57.97	5	0:01:28.98	9		0:06:26.95	+0:00:12.97
8	208	HANCOCK Emmett	CAN.2002.37051	0:05:00.88	9	0:01:26.67	2		0:06:27.55	+0:00:13.57
9	200	SCHEELE William	NOR.2003.33415	0:05:00.60	8	0:01:29.40	11		0:06:30.00	+0:00:16.02
10	206	JOHNSTON Guy	NZL.2003.50550	0:05:01.58	10	0:01:29.02	10		0:06:30.60	+0:00:16.62
11	192	SNOW Jakob	USA.2003.24674	0:05:04.67	12	0:01:29.57	12		0:06:34.24	+0:00:20.26
12	191	FISHER JT	USA.2004.38262	0:05:07.31	15	0:01:27.97	6		0:06:35.28	+0:00:21.30
13	202	BERTINI Lisandru Lapierre Zipp Collective	FRA.2004.36198	0:05:04.48	11	0:01:32.15	19		0:06:36.63	+0:00:22.65













STAGE 1PRO RESULTS

Pos	Plate	Name Team	Nat EWS number	Sector 1	Pos	Sector 2	Pos	Penalties	Time	Gap
MEN Under 21										
14	195	BROWN John Yeti / Fox Factory Team	 USA.2002.27555	0:05:06.60	14	0:01:30.66	15		0:06:37.26	+0:00:23.28
15	199	KLOKOCKA Vojtech	 CZE.2004.36797	0:05:06.24	13	0:01:31.32	16		0:06:37.56	+0:00:23.58
16	205	FAIRBROTHER Matthew	 NZL.2004.35439	0:05:07.68	16	0:01:33.26	20		0:06:40.94	+0:00:26.96
17	197	FOURCADE Luca Tribe Pyrenees Gravity	 FRA.2003.35944	0:05:11.25	17	0:01:32.13	18		0:06:43.38	+0:00:29.40
18	172	ZOTOS Sokratis Aris Propain Factory Enduro	 GRE.2004.40305	0:05:16.25	18	0:01:35.67	29		0:06:51.92	+0:00:37.94
19	187	FISHER Brandon	 USA.2004.25638	0:05:19.96	19	0:01:34.11	26		0:06:54.07	+0:00:40.09
20	185	HAYDEN Adrian	 USA.2003.31647	0:05:24.10	23	0:01:30.03	14		0:06:54.13	+0:00:40.15
20	174	BEARD Carson	 USA.2003.34254	0:05:22.60	21	0:01:31.53	17		0:06:54.13	+0:00:40.15
22	171	BROCHET Nicolas	 CAN.2005.51316	0:05:21.93	20	0:01:33.46	21		0:06:55.39	+0:00:41.41
23	186	PEREZ VASQUE Clemente	 CHI.2002.52269	0:05:23.67	22	0:01:33.73	25		0:06:57.40	+0:00:43.42
24	177	GADBOIS Eli	 USA.2004.39407	0:05:24.42	24	0:01:33.68	24		0:06:58.10	+0:00:44.12














STAGE 1PRO RESULTS

Pos	Plate	Name Team	Nat EWS number	Sector 1	Pos	Sector 2	Pos	Penalties	Time	Gap
MEN Under 21										
25	180	BEARD Austin	 USA.2003.34253	0:05:29.35	25	0:01:29.63	13		0:06:58.98	+0:00:45.00
26	176	BOULIANNE Victor	 CAN.2002.39117	0:05:32.58	27	0:01:35.07	28		0:07:07.65	+0:00:53.67
27	189	HUTMAN Omer	 ISR.2004.40015	0:05:32.50	26	0:01:36.17	30		0:07:08.67	+0:00:54.69
28	178	WICKLUND Jackson	 USA.2005.39414	0:05:38.25	28	0:01:36.26	31		0:07:14.51	+0:01:00.53
29	175	CHRISTIE Bailey	 AUS.2004.38376	0:05:46.01	29	0:01:33.60	23		0:07:19.61	+0:01:05.63
30	173	DAVIS Owen	 USA.2003.26665	0:05:49.65	31	0:01:33.50	22		0:07:23.15	+0:01:09.17
31	184	DEBRUHL Devin	 USA.2002.36908	0:05:48.97	30	0:01:34.55	27		0:07:23.52	+0:01:09.54
32	188	PRITCHETT Anthony	 USA.2004.24541	0:06:05.30	32	0:01:38.63	32		0:07:43.93	+0:01:29.95
WOMEN										
1	8	CONOLLY Ella Cannondale Enduro	 GBR.1998.21859	<u>0:05:31.97</u>	1	0:01:36.95	3		0:07:08.92	
2	7	BARAONA Rebecca Yeti / Fox Factory Team	 GBR.1993.21715	0:05:37.55	3	0:01:36.90	2		0:07:14.45	+0:00:05.53














STAGE 1PRO RESULTS

Pos	Plate	Name Team	Nat EWS number	Sector 1	Pos	Sector 2	Pos	Penalties	Time	Gap
WOMEN										
3	10	RICHTER Raphaela Ibis Enduro Team	 GER.1997.25746	0:05:37.93	4	0:01:38.78	8		0:07:16.71	+0:00:07.79
4	4	HARDEN Harriet Trek Factory Racing	 GBR.2001.22819	0:05:42.00	6	<u>0:01:34.87</u>	<u>1</u>		0:07:16.87	+0:00:07.95
5	37	SCARSI Gloria Canyon CLLTV Dainese	 ITA.2000.36425	0:05:37.29	2	0:01:40.01	11		0:07:17.30	+0:00:08.38
6	2	CHARRE Morgane Pivot Factory Racing	 FRA.1990.21958	0:05:40.80	5	0:01:37.00	4		0:07:17.80	+0:00:08.88
7	38	ESPINEIRA HERREROS Florenia Orbea FOX Enduro Team	 CHI.1992.22941	0:05:45.05	8	0:01:37.78	5		0:07:22.83	+0:00:13.91
8	45	KINTNER Jill	 USA.1981.22648	0:05:44.90	7	0:01:39.27	10		0:07:24.17	+0:00:15.25
9	1	PUGIN Melanie BH Enduro Racing Team	 FRA.1990.21693	0:05:45.77	9	0:01:39.20	9		0:07:24.97	+0:00:16.05
10	36	MORRISON Rae Liv Racing	 NZL.1989.21630	0:05:47.31	10	0:01:40.68	13		0:07:27.99	+0:00:19.07
11	5	KOREM Noga GT Factory Racing	 ISR.1991.21660	0:05:47.82	11	0:01:40.47	12		0:07:28.29	+0:00:19.37
12	3	COURDURIER Isabeau Lapierre Zipp Collective	 FRA.1994.21731	0:05:53.10	12	0:01:38.05	6		0:07:31.15	+0:00:22.23
13	39	COOK Becky	 GBR.1986.21664	0:06:07.97	13	0:01:44.16	19		0:07:52.13	+0:00:43.21















STAGE 1PRO RESULTS

Pos	Plate	Name Team	Nat EWS number	Sector 1	Pos	Sector 2	Pos	Penalties	Time	Gap
WOMEN										
14	40	DUVERT Julie Theory Racing p/b ProBikeKit	 FRA.1996.21719	0:06:09.68	14	0:01:43.79	18		0:07:53.47	+0:00:44.55
15	149	MURDOCK Porsha	 USA.1991.22373	0:06:11.53	15	0:01:42.29	15		0:07:53.82	+0:00:44.90
16	42	LAWRENCE Kate Yeti / Fox Factory Team	 USA.1998.27745	0:06:14.31	17	0:01:42.34	16		0:07:56.65	+0:00:47.73
17	156	SLACO Emily	 CAN.1983.24647	0:06:12.07	16	0:01:45.52	22		0:07:57.59	+0:00:48.67
18	144	TAYLOR Chloe	 GBR.1998.23462	0:06:19.90	18	0:01:38.41	7		0:07:58.31	+0:00:49.39
19	41	JONNIER Morgane Rossignol Factory Team	 FRA.1990.22559	0:06:31.39	21	0:01:41.06	14		0:08:12.45	+0:01:03.53
20	155	HAYDEN Mazie	 USA.2000.36788	0:06:29.84	19	0:01:45.01	21		0:08:14.85	+0:01:05.93
21	146	LONG Julia	 CAN.1999.22029	0:06:30.86	20	0:01:44.80	20		0:08:15.66	+0:01:06.74
22	152	GRIFFIN Kalen	 USA.1993.39607	0:07:04.75	22	0:01:43.44	17		0:08:48.19	+0:01:39.27
23	154	CAPUANO Amelia	 USA.1993.38187	0:07:20.80	25	0:01:49.54	23		0:09:10.34	+0:02:01.42
24	151	HARRINGTON Hannah	 USA.1993.39351	0:07:19.43	23	0:01:51.74	24		0:09:11.17	+0:02:02.25



STAGE 1PRO RESULTS

Pos	Plate	Name Team	Nat EWS number	Sector 1	Pos	Sector 2	Pos	Penalties	Time	Gap
WOMEN										
25	148	HOWERTER Sarah	 USA.1990.33099	0:07:20.32	24	0:01:52.44	25		0:09:12.76	+0:02:03.84
WOMEN Master 35+										
1	170	THOMSEN Sandra Bohn	 DEN.1983.33584	<u>0:06:43.85</u>	1	0:01:48.45	2		0:08:32.30	
2	169	NEWELL Melissa	 NZL.1979.21458	0:06:59.23	2	<u>0:01:45.92</u>	1		0:08:45.15	+0:00:12.85
3	167	MCCONNELOUG Mary	 USA.1971.22390	0:08:45.15	3	0:02:04.67	4		0:10:49.82	+0:02:17.52
4	165	CONTENTOANGELL Kristine	 USA.1979.33608	0:08:55.24	4	0:02:27.73	5		0:11:22.97	+0:02:50.67
5	166	KANAYAN Heidi	 USA.1982.24737	0:10:37.25	5	0:02:02.03	3		0:12:39.28	+0:04:06.98
WOMEN Under 21										
1	164	RIVA Sophie	 ITA.2003.33949	<u>0:06:12.41</u>	1	<u>0:01:39.75</u>	1		0:07:52.16	
2	163	GALLO FUENTES Paz	 CHI.2002.52289	0:06:18.62	2	0:01:42.15	3		0:08:00.77	+0:00:08.61
3	162	BINGHAM Lauren	 USA.2002.25005	0:06:23.54	3	0:01:41.23	2		0:08:04.77	+0:00:12.61

Pos	Plate	Name Team	Nat EWS number	Sector 1	Pos	Sector 2	Pos	Penalties	Time	Gap
WOMEN Under 21										
4	160	BOUCHER Lily	 CAN.2004.40222	0:06:44.17	4	0:01:49.76	5		0:08:33.93	+0:00:41.77
5	159	HENRY Justine Tribe Pyrenees Gravity	 FRA.2003.32717	0:06:54.82	5	0:01:46.88	4		0:08:41.70	+0:00:49.54
6	158	HOLM Hanna	 USA.2003.39590	0:07:49.27	6	0:01:56.85	6		0:09:46.12	+0:01:53.96

Statistics

Entries / Nations	Finished	DNF	DSQ	DNS	Weather	Temperature	Distance	Elevation
207 / 23	207	0	0	0				

DNF: did not finish · DNS: did not start · DSQ: disqualified

