

































## PRO STAGE RESULTS

Pos	Plate	Name Team	Nat EWS number	Stage 1PRO	Pos	Penalties	Time	Gap
<b>MEN</b>								
1	3	<b>MELAMED Jesse</b> Rocky Mountain Race Face	 CAN.1992.21596	0:13:03.59	1		0:13:03.59	
2	1	<b>MOIR Jack</b> Canyon Collective	 AUS.1994.33430	0:13:12.27	2		0:13:12.27	+0:00:08.68
3	2	<b>RUDE JR Richard</b> Yeti / Fox Factory Team	 USA.1995.21739	0:13:14.37	3		0:13:14.37	+0:00:10.78
4	31	<b>MENZIES Jack</b>	 CAN.2001.22519	0:13:20.61	4		0:13:20.61	+0:00:17.02
5	23	<b>MASTERS Edward</b> Pivot Factory Racing	 NZL.1989.22590	0:13:22.81	5		0:13:22.81	+0:00:19.22
6	11	<b>LUKASIK Slawomir</b> Canyon CLLTV Dainese	 POL.1993.24876	0:13:22.95	6		0:13:22.95	+0:00:19.36
7	24	<b>LUCAS Cole</b> Ibis Enduro Team	 NZL.1998.23013	0:13:24.39	7		0:13:24.39	+0:00:20.80
8	25	<b>VERNER Rhys</b> Forbidden Synthesis	 CAN.1997.22407	0:13:24.59	8		0:13:24.59	+0:00:21.00
9	10	<b>WALKER Matthew</b> Pivot Factory Racing	 NZL.1990.21846	0:13:25.59	9		0:13:25.59	+0:00:22.00
10	14	<b>DENIAUD Youn</b> Giant Factory Off-Road	 FRA.1996.22994	0:13:31.67	10		0:13:31.67	+0:00:28.08
11	56	<b>LARBEOU Guillaume</b> Commencal Enduro Project	 FRA.1994.25575	0:13:36.67	11		0:13:36.67	+0:00:33.08
12	16	<b>MURRAY Charles</b> Specialized Racing	 NZL.1996.22752	0:13:39.54	12		0:13:39.54	+0:00:35.95













## PRO STAGE RESULTS

Pos	Plate	Name Team	Nat EWS number	Stage 1PRO	Pos	Penalties	Time	Gap
<b>MEN</b>								
13	71	<b>HILL Samuel</b> Nukeproof SRAM Factory Racing	 AUS.1985.21775	0:13:40.99	13		<b>0:13:40.99</b>	+0:00:37.40
14	6	<b>TORDO Dimitri</b> Canyon Collective	 FRA.1993.21764	0:13:42.85	14		<b>0:13:42.85</b>	+0:00:39.26
15	27	<b>TEXTOR Christian</b> Team BULLS	 GER.1990.22845	0:13:44.14	15		<b>0:13:44.14</b>	+0:00:40.55
16	7	<b>JOHANSEN Zakarias</b> Ibis Enduro Team	 SWE.1992.21863	0:13:45.17	16		<b>0:13:45.17</b>	+0:00:41.58
17	15	<b>HEAP Elliott</b> Nukeproof SRAM Factory Racing	 GBR.1998.21783	0:13:46.55	17		<b>0:13:46.55</b>	+0:00:42.96
18	59	<b>PERSAK Vid</b> Orbea FOX Enduro Team	 SLO.1996.22810	0:13:46.75	18		<b>0:13:46.75</b>	+0:00:43.16
19	78	<b>LUTHI Patrick</b>	 SUI.1992.22607	0:13:47.90	19		<b>0:13:47.90</b>	+0:00:44.31
20	18	<b>VIDAL Antoine</b> Commencal Les Orres Team	 FRA.2001.25035	0:13:48.41	20		<b>0:13:48.41</b>	+0:00:44.82
21	38	<b>GAUVIN Remi</b> Rocky Mountain Race Face	 CAN.1992.21624	0:13:49.75	21		<b>0:13:49.75</b>	+0:00:46.16
22	79	<b>WALL Evan</b> Devinci Global Racing	 CAN.1999.23531	0:13:50.22	22		<b>0:13:50.22</b>	+0:00:46.63
23	65	<b>BLAIR Lachlan</b> Orange Factory Racing	 GBR.1995.21426	0:13:51.00	23		<b>0:13:51.00</b>	+0:00:47.41












## PRO STAGE RESULTS

Pos	Plate	Name Team	Nat EWS number	Stage 1PRO	Pos	Penalties	Time	Gap
<b>MEN</b>								
24	57	<b>STUTTARD Mathew</b> Polygon Factory Racing	 GBR.1993.21661	0:13:51.03	24		<b>0:13:51.03</b>	+0:00:47.44
25	80	<b>SECONDI Nathan</b> Fulgur Factory Team Valdinievole	 FRA.1999.22133	0:13:51.50	25		<b>0:13:51.50</b>	+0:00:47.91
26	26	<b>CALLAGHAN Gregory</b> Devinci Global Racing	 IRL.1991.21827	0:13:52.26	26		<b>0:13:52.26</b>	+0:00:48.67
27	21	<b>GRAHAM Innes</b>	 GBR.1996.35188	0:13:52.81	27		<b>0:13:52.81</b>	+0:00:49.22
28	22	<b>BOOKER Daniel</b> Nukeproof SRAM Factory Racing	 AUS.1997.25378	0:13:54.59	28		<b>0:13:54.59</b>	+0:00:51.00
29	61	<b>JEANDEL Louis</b> Commencal Enduro Project	 FRA.1998.22140	0:13:55.49	29		<b>0:13:55.49</b>	+0:00:51.90
30	73	<b>PAULHAN Romain</b> Santa Cruz X SRAM	 FRA.1988.22706	0:13:55.55	30		<b>0:13:55.55</b>	+0:00:51.96
31	82	<b>BURNS CONTRERAS Pedro</b> Trek Factory Racing	 CHI.1997.21729	0:13:55.60	31		<b>0:13:55.60</b>	+0:00:52.01
32	84	<b>MORGAN Myles</b>	 USA.2001.24399	0:13:57.39	32		<b>0:13:57.39</b>	+0:00:53.80
33	66	<b>STONE Brady</b> Polygon Factory Racing	 NZL.2000.23119	0:13:59.01	33		<b>0:13:59.01</b>	+0:00:55.42
34	36	<b>WATSON Corey</b> Nukeproof SRAM Factory Racing	 GBR.1999.35483	0:13:59.85	34		<b>0:13:59.85</b>	+0:00:56.26

## PRO STAGE RESULTS

Pos	Plate	Name Team	Nat EWS number	Stage 1PRO	Pos	Penalties	Time	Gap
<b>MEN</b>								
35	151	<b>STONIG Matthias</b>	 AUT.1989.21580	0:14:00.99	35		<b>0:14:00.99</b>	+0:00:57.40
36	97	<b>HEINIGER Nils</b>	 NZL.1999.25218	0:14:01.70	36		<b>0:14:01.70</b>	+0:00:58.11
37	58	<b>GARAY TAMAYO Iago</b> Santa Cruz X SRAM	 ESP.1991.21707	0:14:03.32	37		<b>0:14:03.32</b>	+0:00:59.73
38	19	<b>VENDEMMIA Mirco</b> Cannondale Enduro	 ITA.1998.21871	0:14:03.51	38		<b>0:14:03.51</b>	+0:00:59.92
39	13	<b>MAES Martin</b> Orbea FOX Enduro Team	 BEL.1997.21636	0:14:03.80	39		<b>0:14:03.80</b>	+0:01:00.21
40	112	<b>JAMIESON Elliot</b> Norco Factory Team	 CAN.2001.22028	0:14:05.86	40		<b>0:14:05.86</b>	+0:01:02.27
41	99	<b>FAGERBERG Philip</b>	 SWE.1996.25802	0:14:07.15	41		<b>0:14:07.15</b>	+0:01:03.56
42	55	<b>RUDEAU Alex</b> Commencal Enduro Project	 FRA.1996.25071	0:14:08.65	42		<b>0:14:08.65</b>	+0:01:05.06
43	68	<b>MASTERS Wyn</b> GT Factory Racing	 NZL.1987.21663	0:14:09.03	43		<b>0:14:09.03</b>	+0:01:05.44
44	85	<b>DE VOCHT Bart</b>	 BEL.1992.23075	0:14:09.49	44		<b>0:14:09.49</b>	+0:01:05.90
45	339	<b>FRESQUET Axel</b> Tribe Pyrenees Gravity	 FRA.1998.23081	0:14:10.31	45		<b>0:14:10.31</b>	+0:01:06.72
46	74	<b>WARNET Manu</b>	 NED.2001.26267	0:14:10.48	46		<b>0:14:10.48</b>	+0:01:06.89

## PRO STAGE RESULTS

Pos	Plate	Name Team	Nat EWS number	Stage 1PRO	Pos	Penalties	Time	Gap
<b>MEN</b>								
47	64	<b>FRANCK Gilles</b>	 BEL.2000.22291	0:14:10.63	47		<b>0:14:10.63</b>	+0:01:07.04
48	35	<b>SCOTT Mark</b> Santa Cruz X SRAM	 GBR.1993.21714	0:14:15.16	48		<b>0:14:15.16</b>	+0:01:11.57
49	29	<b>VEZINA Mckay</b> Giant Factory Off-Road	 CAN.1995.21632	0:14:16.93	49		<b>0:14:16.93</b>	+0:01:13.34
50	150	<b>IENZER Emeric</b> Scott SR Suntour Enduro Team	 FRA.1999.31862	0:14:17.35	50		<b>0:14:17.35</b>	+0:01:13.76
51	62	<b>PIGEON Hugo</b> Scott SR Suntour Enduro Team	 FRA.1996.23507	0:14:17.43	51		<b>0:14:17.43</b>	+0:01:13.84
52	102	<b>WILDHABER Gustav</b> Cube Action Team	 SUI.1988.21848	0:14:18.21	52		<b>0:14:18.21</b>	+0:01:14.62
53	92	<b>CARROLL Gavin</b>	 IRL.1993.35848	0:14:18.29	53		<b>0:14:18.29</b>	+0:01:14.70
54	113	<b>PESENTI Marcello</b>	 ITA.1994.21853	0:14:18.78	54		<b>0:14:18.78</b>	+0:01:15.19
55	111	<b>TOOKE Jacob</b>	 CAN.1999.22078	0:14:19.20	55		<b>0:14:19.20</b>	+0:01:15.61
56	34	<b>STORR Alex</b> Forbidden Synthesis	 GBR.2001.31009	0:14:19.35	56		<b>0:14:19.35</b>	+0:01:15.76
57	184	<b>CROZ Romain</b>	 FRA.1996.37161	0:14:19.66	57		<b>0:14:19.66</b>	+0:01:16.07

## PRO STAGE RESULTS













Pos	Plate	Name Team	Nat EWS number	Stage 1PRO	Pos	Penalties	Time	Gap
<b>MEN</b>								
58	120	<b>BRATSCHI Tim</b>	 SUI.1988.23005	0:14:20.26	58		<b>0:14:20.26</b>	+0:01:16.67
59	5	<b>BORGES Jose</b> Canyon Collective	 POR.1990.21669	0:14:22.10	59		<b>0:14:22.10</b>	+0:01:18.51
60	159	<b>LARSSON Adam</b>	 SWE.2000.30837	0:14:22.26	60		<b>0:14:22.26</b>	+0:01:18.67
61	77	<b>ROPELATO Mitch</b> Cannondale Enduro	 USA.1992.22734	0:14:23.94	61		<b>0:14:23.94</b>	+0:01:20.35
62	98	<b>OMDAL Oskar</b>	 NOR.2000.32277	0:14:24.30	62		<b>0:14:24.30</b>	+0:01:20.71
63	69	<b>KRASNY Carter</b>	 CAN.1999.22027	0:14:24.47	63		<b>0:14:24.47</b>	+0:01:20.88
64	87	<b>TEJCHMAN Premek</b>	 CZE.1988.22389	0:14:26.55	64		<b>0:14:26.55</b>	+0:01:22.96
65	116	<b>JANSER Robin</b> Swiss Enduro Team by Giant	 SUI.2000.25837	0:14:29.34	65		<b>0:14:29.34</b>	+0:01:25.75
66	108	<b>NEWELL Jake</b>	 AUS.1993.24612	0:14:29.38	66		<b>0:14:29.38</b>	+0:01:25.79
67	105	<b>PROCHYRA Jordan</b>	 AUS.1994.21674	0:14:32.26	67		<b>0:14:32.26</b>	+0:01:28.67
68	54	<b>MOORE Thomas</b>	 GBR.1994.33293	0:14:33.27	68		<b>0:14:33.27</b>	+0:01:29.68
69	104	<b>HAMILTON Connor</b>	 NZL.1996.24882	0:14:34.38	69		<b>0:14:34.38</b>	+0:01:30.79



## PRO STAGE RESULTS













Pos	Plate	Name Team	Nat EWS number	Stage 1PRO	Pos	Penalties	Time	Gap
<b>MEN</b>								
70	172	<b>MURRAY Craig</b>	 NZL.1998.36172	0:14:35.00	70		<b>0:14:35.00</b>	+0:01:31.41
71	153	<b>PETER Stefan</b>	 SUI.1992.23004	0:14:35.42	71		<b>0:14:35.42</b>	+0:01:31.83
72	28	<b>GALLAGHER Christopher</b>	 GBR.1993.23014	0:14:35.51	72		<b>0:14:35.51</b>	+0:01:31.92
73	63	<b>KANGAS Oliwer</b>	 SWE.1992.33903	0:14:35.63	73		<b>0:14:35.63</b>	+0:01:32.04
74	83	<b>SMITH Joseph</b>	 GBR.1990.37383	0:14:35.86	74		<b>0:14:35.86</b>	+0:01:32.27
75	193	<b>LEBERT Alexis</b>	 FRA.1993.22060	0:14:36.13	75		<b>0:14:36.13</b>	+0:01:32.54
76	100	<b>GALY Theo</b> Sunn French Connexion By Alpe D'Huez	 FRA.1990.21691	0:14:36.85	76		<b>0:14:36.85</b>	+0:01:33.26
77	123	<b>RONZON Erwin</b>	 ITA.1997.21868	0:14:37.43	77		<b>0:14:37.43</b>	+0:01:33.84
78	137	<b>MIHALKOVITS Peter</b>	 AUT.1993.23608	0:14:37.52	78		<b>0:14:37.52</b>	+0:01:33.93
79	95	<b>HAMMOND Chubbie</b>	 GBR.1996.37418	0:14:37.82	79		<b>0:14:37.82</b>	+0:01:34.23
80	171	<b>LAMBERT Pierre</b> Hotlines Nukeproof Racing	 FRA.1999.36939	0:14:38.49	80		<b>0:14:38.49</b>	+0:01:34.90

## PRO STAGE RESULTS













Pos	Plate	Name Team	Nat EWS number	Stage 1PRO	Pos	Penalties	Time	Gap
<b>MEN</b>								
81	117	<b>KNAPEC Martin</b>	 SVK.1994.26017	0:14:39.28	81		<b>0:14:39.28</b>	+0:01:35.69
82	81	<b>BLAHA Vojtech</b>	 CZE.1999.22684	0:14:39.83	82		<b>0:14:39.83</b>	+0:01:36.24
83	140	<b>BAILLIF Florent</b>	 SUI.1998.32580	0:14:40.37	83		<b>0:14:40.37</b>	+0:01:36.78
84	106	<b>ESCUDIER Thomas</b>	 FRA.1991.21945	0:14:40.73	84		<b>0:14:40.73</b>	+0:01:37.14
85	32	<b>CAMOIN Francescu</b> Specialized Racing	 FRA.2001.23545	0:14:41.35	85		<b>0:14:41.35</b>	+0:01:37.76
86	107	<b>HEBERT Ambroise</b>	 FRA.1993.21934	0:14:41.97	86		<b>0:14:41.97</b>	+0:01:38.38
87	88	<b>WILSON Thomas</b> Orange Factory Racing	 GBR.2000.22553	0:14:42.01	87		<b>0:14:42.01</b>	+0:01:38.42
88	130	<b>DERKUM Christian</b> RAAW // Levelnine Gravity	 GER.1991.23043	0:14:42.41	88		<b>0:14:42.41</b>	+0:01:38.82
89	119	<b>LINDNER Kevin</b>	 GER.1991.39104	0:14:43.46	89		<b>0:14:43.46</b>	+0:01:39.87
90	121	<b>ENNIS Ross</b>	 IRL.2001.25954	0:14:43.95	90		<b>0:14:43.95</b>	+0:01:40.36
91	53	<b>CONNELL Joseph</b> Orange Factory Racing	 GBR.1994.21745	0:14:44.28	91		<b>0:14:44.28</b>	+0:01:40.69
92	96	<b>SCOTT Riley</b>	 GBR.2000.38625	0:14:44.82	92		<b>0:14:44.82</b>	+0:01:41.23















## PRO STAGE RESULTS

Pos	Plate	Name Team	Nat EWS number	Stage 1PRO	Pos	Penalties	Time	Gap
<b>MEN</b>								
93	176	<b>SZYMCZUK Lukasz</b>	 POL.1995.23313	0:14:47.06	93		<b>0:14:47.06</b>	+0:01:43.47
94	114	<b>PFEIL Max</b>	 GER.1998.27442	0:14:47.24	94		<b>0:14:47.24</b>	+0:01:43.65
95	75	<b>BOX Archie</b>	 GBR.1998.23201	0:14:47.27	95		<b>0:14:47.27</b>	+0:01:43.68
96	182	<b>SCHEMMELE Daniel</b>	 AUT.1997.22809	0:14:48.74	96		<b>0:14:48.74</b>	+0:01:45.15
97	133	<b>MAGGS David</b>	 AUS.1996.23408	0:14:49.40	97		<b>0:14:49.40</b>	+0:01:45.81
98	169	<b>WALSH Sam</b>	 AUS.2000.24527	0:14:49.69	98		<b>0:14:49.69</b>	+0:01:46.10
99	157	<b>HANOUX Simon</b>	 FRA.1992.37311	0:14:50.73	99		<b>0:14:50.73</b>	+0:01:47.14
100	156	<b>RENZ Daniel</b>	 GER.1996.26028	0:14:50.74	100		<b>0:14:50.74</b>	+0:01:47.15
101	132	<b>SCHWENK Robert</b>	 GER.1994.23041	0:14:50.93	101		<b>0:14:50.93</b>	+0:01:47.34
102	161	<b>HASSFELD Joel</b>	 GER.1998.33907	0:14:55.60	102		<b>0:14:55.60</b>	+0:01:52.01
103	115	<b>BERNET Jonas</b>	 SUI.1994.33390	0:14:55.86	103		<b>0:14:55.86</b>	+0:01:52.27
104	67	<b>NOBLE Josh</b>	 GBR.2001.25619	0:14:56.21	104		<b>0:14:56.21</b>	+0:01:52.62













## PRO STAGE RESULTS

Pos	Plate	Name Team	Nat EWS number	Stage 1PRO	Pos	Penalties	Time	Gap
<b>MEN</b>								
105	89	HUTCHENS Chris	 GBR.1989.22999	0:14:57.56	105		<b>0:14:57.56</b>	+0:01:53.97
106	138	WALCH Lucas	 NZL.1996.23524	0:14:57.73	106		<b>0:14:57.73</b>	+0:01:54.14
107	154	MUELLER Igor	 SUI.1996.22665	0:14:58.64	107		<b>0:14:58.64</b>	+0:01:55.05
108	118	KARDINAR Petrik	 GER.1989.36539	0:14:59.03	108		<b>0:14:59.03</b>	+0:01:55.44
109	94	JENSEN Henrik	 GBR.1998.25933	0:14:59.66	109		<b>0:14:59.66</b>	+0:01:56.07
110	91	JONES Jono Propain Factory Enduro	 GBR.1994.37370	0:15:02.78	110		<b>0:15:02.78</b>	+0:01:59.19
111	175	LEONHARDT Konstantin	 GER.1996.35481	0:15:06.37	111		<b>0:15:06.37</b>	+0:02:02.78
112	158	DALPIAN Davide	 ITA.1997.21865	0:15:06.95	112		<b>0:15:06.95</b>	+0:02:03.36
113	191	CHAUVET Cesar	 FRA.1995.34851	0:15:08.12	113		<b>0:15:08.12</b>	+0:02:04.53
114	174	MARI MARI Mariano	 ESP.1997.22453	0:15:08.32	114		<b>0:15:08.32</b>	+0:02:04.73
115	180	LINDA Jakub	 SVK.1996.36967	0:15:12.53	115		<b>0:15:12.53</b>	+0:02:08.94
116	122	LAMBERT Louis Hotlines Nukeproof Racing	 FRA.1999.37231	0:15:12.92	116		<b>0:15:12.92</b>	+0:02:09.33













## PRO STAGE RESULTS

Pos	Plate	Name Team	Nat EWS number	Stage 1PRO	Pos	Penalties	Time	Gap
<b>MEN</b>								
117	195	<b>PAREDES MORENO Jose</b>	 CHI.2001.23001	0:15:17.28	117		<b>0:15:17.28</b>	+0:02:13.69
118	86	<b>HURLEY Joshua</b>	 GBR.1995.27543	0:15:18.88	118		<b>0:15:18.88</b>	+0:02:15.29
119	177	<b>FURLANI Gianluca</b>	 ITA.1999.39383	0:15:21.46	119		<b>0:15:21.46</b>	+0:02:17.87
120	134	<b>LOEFFLER Christian</b>	 GER.1993.23169	0:15:21.72	120		<b>0:15:21.72</b>	+0:02:18.13
121	127	<b>FABRE Enzo</b>	 FRA.2001.35441	0:15:22.02	121		<b>0:15:22.02</b>	+0:02:18.43
122	163	<b>IVARTNIK David</b>	 SLO.1999.21542	0:15:22.93	122		<b>0:15:22.93</b>	+0:02:19.34
123	131	<b>SWANBECK Daniel</b>	 SWE.1990.32435	0:15:22.96	123		<b>0:15:22.96</b>	+0:02:19.37
124	179	<b>ANITAN Mihai Andrei</b>	 ROU.1999.35857	0:15:23.71	124		<b>0:15:23.71</b>	+0:02:20.12
125	141	<b>DEMUYLDER Jonas</b>	 BEL.1997.25196	0:15:24.66	125		<b>0:15:24.66</b>	+0:02:21.07
126	152	<b>GROTTI Nicola</b> Abetone FullOut Gravity	 ITA.2000.21925	0:15:26.13	126		<b>0:15:26.13</b>	+0:02:22.54
127	146	<b>DIEU Antonio</b>	 FRA.1989.26701	0:15:28.94	127		<b>0:15:28.94</b>	+0:02:25.35
128	124	<b>RYAN Cameron</b>	 AUS.1995.23609	0:15:30.25	128		<b>0:15:30.25</b>	+0:02:26.66












## PRO STAGE RESULTS

Pos	Plate	Name Team	Nat EWS number	Stage 1PRO	Pos	Penalties	Time	Gap
<b>MEN</b>								
129	37	<b>LANGHORN</b> Reece	 GBR.1988.23486	0:15:30.43	129		<b>0:15:30.43</b>	+0:02:26.84
130	110	<b>RYAN</b> Fergus	 GBR.1993.22458	0:15:31.28	130		<b>0:15:31.28</b>	+0:02:27.69
131	126	<b>BERRY</b> Matthew	 NZL.2000.23138	0:15:31.68	131		<b>0:15:31.68</b>	+0:02:28.09
132	101	<b>FRANCARDO</b> Tommaso	 ITA.1997.22813	0:15:32.34	132		<b>0:15:32.34</b>	+0:02:28.75
133	30	<b>EBDON</b> Jake	 GBR.2001.32703	0:15:32.78	133		<b>0:15:32.78</b>	+0:02:29.19
134	394	<b>HEIM</b> Fabian	 GER.1992.40315	0:15:34.22	134		<b>0:15:34.22</b>	+0:02:30.63
135	142	<b>OLSEN</b> Eric	 USA.1999.25103	0:15:34.82	135		<b>0:15:34.82</b>	+0:02:31.23
136	167	<b>SMOLNIKAR</b> Jakob	 SLO.2001.22228	0:15:37.25	136		<b>0:15:37.25</b>	+0:02:33.66
137	187	<b>CLAUDI</b> Julian RDN Racing	 GER.1999.33500	0:15:38.62	137		<b>0:15:38.62</b>	+0:02:35.03
138	170	<b>PERISSE</b> Elouan Hotlines Nukeproof Racing	 FRA.2001.34083	0:15:43.02	138		<b>0:15:43.02</b>	+0:02:39.43
139	149	<b>GONDOUIN</b> Antoine	 FRA.1997.27800	0:15:43.20	139		<b>0:15:43.20</b>	+0:02:39.61
140	129	<b>COULTHARD</b> Aidan	 GBR.1996.33292	0:15:43.62	140		<b>0:15:43.62</b>	+0:02:40.03

## PRO STAGE RESULTS










Pos	Plate	Name Team	Nat EWS number	Stage 1PRO	Pos	Penalties	Time	Gap
<b>MEN</b>								
141	188	<b>WIDEN Johan</b>	 SWE.1994.39149	0:15:48.17	141		<b>0:15:48.17</b>	+0:02:44.58
142	136	<b>BROWNLIE Sam</b>	 AUS.1992.25324	0:15:50.06	142		<b>0:15:50.06</b>	+0:02:46.47
143	109	<b>LANDMARK Ola Javold</b>	 NOR.1999.25289	0:15:51.51	143		<b>0:15:51.51</b>	+0:02:47.92
144	60	<b>MCBAIN Calum</b>	 GBR.1998.33913	0:15:52.89	144		<b>0:15:52.89</b>	+0:02:49.30
145	93	<b>BEAN Nicolas</b> Theory Racing p/b ProBikeKit	 USA.1999.22730	0:15:56.92	145		<b>0:15:56.92</b>	+0:02:53.33
146	173	<b>WILLNER Nick</b>	 GER.1999.22551	0:15:59.62	146		<b>0:15:59.62</b>	+0:02:56.03
147	144	<b>BARICH Leopold</b> RDN Racing	 GER.1998.22342	0:16:06.26	147		<b>0:16:06.26</b>	+0:03:02.67
148	143	<b>VOTH Laurin</b> Propain Factory Enduro	 GER.2000.25451	0:16:10.71	148		<b>0:16:10.71</b>	+0:03:07.12
149	162	<b>REIMANN Erik</b>	 GER.1997.50792	0:16:19.68	149		<b>0:16:19.68</b>	+0:03:16.09
150	164	<b>MARKIC Jan</b>	 SLO.1997.32798	0:16:27.34	150		<b>0:16:27.34</b>	+0:03:23.75
151	148	<b>CASAL VALLS Guillem</b>	 AND.1995.22127	0:16:28.65	151		<b>0:16:28.65</b>	+0:03:25.06
152	168	<b>JEZ Tim</b>	 SLO.1996.52075	0:16:29.92	152		<b>0:16:29.92</b>	+0:03:26.33

## PRO STAGE RESULTS



Pos	Plate	Name Team	Nat EWS number	Stage 1PRO	Pos	Penalties	Time	Gap
<b>MEN</b>								
153	103	<b>CAVAYE Andrew</b>	 AUS.1996.24678	0:16:34.21	153		<b>0:16:34.21</b>	+0:03:30.62
154	183	<b>HAMMAR Tim</b>	 SWE.1990.36752	0:16:43.11	154		<b>0:16:43.11</b>	+0:03:39.52
155	189	<b>BARTON Oliver</b>	 GBR.1990.33513	0:16:50.83	155		<b>0:16:50.83</b>	+0:03:47.24
156	181	<b>STEFANSSON Jonas</b>	 ISL.1988.22287	0:17:04.12	156		<b>0:17:04.12</b>	+0:04:00.53
157	4	<b>MIQUEL Kevin</b> Specialized Racing	 FRA.1991.21704	0:19:03.78	157		<b>0:19:03.78</b>	+0:06:00.19
158	147	<b>SACCON Matteo</b> Abetone FullOut Gravity	 ITA.2000.21866	0:19:35.14	158		<b>0:19:35.14</b>	+0:06:31.55
159	70	<b>GRANT Kelan</b> Nukeproof SRAM Factory Racing	 IRL.1993.21773	0:19:58.59	159		<b>0:19:58.59</b>	+0:06:55.00
160	192	<b>BLACHERE Nans</b>	 FRA.1989.37519	0:24:46.02	160		<b>0:24:46.02</b>	+0:11:42.43
161	185	<b>HUTH Nejc Robin</b>	 SLO.1990.24460	0:27:45.78	161		<b>0:27:45.78</b>	+0:14:42.19
162	135	<b>ARNAUD Quentin</b>	 FRA.1994.22628	0:30:18.95	162		<b>0:30:18.95</b>	+0:17:15.36
163	259	<b>HEINE Felix</b>	 GER.1990.25813	0:38:42.92	163		<b>0:38:42.92</b>	+0:25:39.33















## PRO STAGE RESULTS

Pos	Plate	Name Team	Nat EWS number	Stage 1PRO	Pos	Penalties	Time	Gap
<b>MEN</b>								
164	155	<b>FEJER Max</b> Team Dorrong Enduro	 AUT.2000.21703	0:44:15.03	164		<b>0:44:15.03</b>	+0:31:11.44
DNF	145	<b>JONSSON Sharjah</b>	 RSA.1999.22749					
DNF	33	<b>MENJOU Irene</b> Sunn French Connexion By Alpe D'Huez	 FRA.1995.22122					
DNF	190	<b>TRAFELLA Maximilian</b>	 AUT.1997.22186					
DNF	125	<b>WOLFE Daniel</b> Polygon Factory Racing	 IRL.1988.22250					
DNS	160	<b>WILLIAMS Robert</b>	 GBR.1990.22515					
DNS	72	<b>CHARLES Clement</b> Rossignol Factory Team	 FRA.1994.22206					
DNS	90	<b>SHUCKSMITH Samuel</b>	 GBR.1990.23007					
DNS	186	<b>PUFAN Alexandru</b>	 ROU.1990.23147					












### MEN | Master 35+

1	319	<b>AMOUR Karim</b> BH Enduro Racing Team	 FRA.1975.21696	<u>0:14:36.12</u>	1		<b>0:14:36.12</b>	
2	292	<b>EDGWORTH Scott</b>	 GBR.1980.52475	0:14:50.04	2		<b>0:14:50.04</b>	+0:00:13.92












## PRO STAGE RESULTS

Pos	Plate	Name Team	Nat EWS number	Stage 1PRO	Pos	Penalties	Time	Gap
<b>MEN   Master 35+</b>								
3	314	VESENBECKH Adrian	 GER.1979.33219	0:15:06.10	3		0:15:06.10	+0:00:29.98
4	304	VANER Jan	 CZE.1983.22385	0:15:16.96	4		0:15:16.96	+0:00:40.84
5	317	LAUDER Bradley	 NZL.1985.27531	0:15:19.96	5		0:15:19.96	+0:00:43.84
6	293	HEIMEL Paul	 AUT.1987.24509	0:15:38.55	6		0:15:38.55	+0:01:02.43
7	316	BRODERICK Michael	 USA.1973.22376	0:15:46.72	7		0:15:46.72	+0:01:10.60
8	320	CARREZ Cedric Lapierre Zipp Collective	 FRA.1978.23588	0:15:47.71	8		0:15:47.71	+0:01:11.59
9	295	ZILAK Frantisek	 CZE.1981.22627	0:15:52.22	9		0:15:52.22	+0:01:16.10
10	299	SAINT-AUBIN Christophe	 FRA.1986.35590	0:15:52.38	10		0:15:52.38	+0:01:16.26
11	312	LOCHHEAD Andrew	 GBR.1984.25456	0:16:08.26	11		0:16:08.26	+0:01:32.14
12	300	KULHAVY Radek	 CZE.1984.25807	0:16:11.25	12		0:16:11.25	+0:01:35.13
13	309	CALVEZ Mathieu Hotlines Nukeproof Racing	 FRA.1986.22152	0:16:17.00	13		0:16:17.00	+0:01:40.88
14	303	EXENBERGER Kurt	 AUT.1975.23045	0:16:17.16	14		0:16:17.16	+0:01:41.04













## PRO STAGE RESULTS

Pos	Plate	Name Team	Nat EWS number	Stage 1PRO	Pos	Penalties	Time	Gap
<b>MEN   Master 35+</b>								
15	305	KARB Ingo	 GER.1973.27505	0:16:21.35	15		<b>0:16:21.35</b>	+0:01:45.23
16	310	BERNARD Guillaume	 FRA.1983.22861	0:16:30.24	16		<b>0:16:30.24</b>	+0:01:54.12
17	294	REISER Christoph	 GER.1986.25635	0:16:33.26	17		<b>0:16:33.26</b>	+0:01:57.14
18	291	KOLEV Ivan	 BUL.1981.22786	0:16:43.25	18		<b>0:16:43.25</b>	+0:02:07.13
19	290	WINKLER Gabor	 HUN.1974.22246	0:17:05.29	19		<b>0:17:05.29</b>	+0:02:29.17
20	298	FELLGETT Theo	 GBR.1986.38997	0:17:09.20	20		<b>0:17:09.20</b>	+0:02:33.08
21	307	WARD Joe	 IRL.1971.22541	0:17:21.09	21		<b>0:17:21.09</b>	+0:02:44.97
22	301	GRUBER Markus	 AUT.1984.22503	0:17:23.22	22		<b>0:17:23.22</b>	+0:02:47.10
23	306	EICHINGER Christoph	 GER.1980.39926	0:17:24.12	23		<b>0:17:24.12</b>	+0:02:48.00
24	308	SCOTT Darren	 GBR.1971.22334	0:17:30.71	24		<b>0:17:30.71</b>	+0:02:54.59
25	297	MICHALEK Viktor	 SVK.1980.35835	0:17:36.64	25		<b>0:17:36.64</b>	+0:03:00.52
26	289	BODEUX Xavier	 BEL.1976.21936	0:17:39.22	26		<b>0:17:39.22</b>	+0:03:03.10













## PRO STAGE RESULTS

Pos	Plate	Name Team	Nat EWS number	Stage 1PRO	Pos	Penalties	Time	Gap
<b>MEN   Master 35+</b>								
27	296	SURBALLE Emiliano	 ARG.1978.24423	0:17:46.99	27		0:17:46.99	+0:03:10.87
28	302	PAJMA Martin	 CZE.1977.22282	0:17:59.81	28		0:17:59.81	+0:03:23.69
29	287	HUGHES David	 IRL.1971.21814	0:18:22.86	29		0:18:22.86	+0:03:46.74
30	288	DAUMAS Eric	 FRA.1968.22075	0:18:33.78	30		0:18:33.78	+0:03:57.66
DNF	318	WEIDEMANN Mads	 DEN.1982.33629					
<b>MEN   Under 21</b>								
1	286	MEIER-SMITH Luke Propain Factory Enduro	 AUS.2002.25147	<u>0:13:26.81</u>	1		0:13:26.81	
2	274	HELLY Johnathan	 CAN.2003.27147	0:13:35.07	2		0:13:35.07	+0:00:08.26
3	240	SMRDEL Miha	 SLO.2004.38908	0:13:45.94	3		0:13:45.94	+0:00:19.13
4	279	HANCOCK Emmett	 CAN.2002.37051	0:13:58.25	4		0:13:58.25	+0:00:31.44
5	280	SCHEELE William	 NOR.2003.33415	0:13:59.45	5		0:13:59.45	+0:00:32.64
6	250	KLOKOCKA Vojtech	 CZE.2004.36797	0:14:06.09	6		0:14:06.09	+0:00:39.28

## PRO STAGE RESULTS













Pos	Plate	Name Team	Nat EWS number	Stage 1PRO	Pos	Penalties	Time	Gap
<b>MEN   Under 21</b>								
7	285	<b>SHERLOCK Seth</b>	 CAN.2002.40432	0:14:12.28	7		<b>0:14:12.28</b>	+0:00:45.47
8	251	<b>BRACONI Francesco</b>	 ITA.2003.36890	0:14:19.94	8		<b>0:14:19.94</b>	+0:00:53.13
9	268	<b>RYYNANEN Tarmo</b>	 FIN.2002.31950	0:14:22.87	9		<b>0:14:22.87</b>	+0:00:56.06
10	281	<b>PIERCY Jack</b> Commencal Les Orres Team	 GBR.2004.36927	0:14:24.16	10		<b>0:14:24.16</b>	+0:00:57.35
11	262	<b>KAUX Marin</b> Tribe Pyrenees Gravity	 FRA.2002.30383	0:14:25.15	11		<b>0:14:25.15</b>	+0:00:58.34
12	276	<b>PEREZ Enzo</b> Tribe Pyrenees Gravity	 FRA.2004.38362	0:14:27.60	12		<b>0:14:27.60</b>	+0:01:00.79
13	260	<b>COPE Daniel</b>	 GBR.2003.36534	0:14:28.03	13		<b>0:14:28.03</b>	+0:01:01.22
14	272	<b>ICARDO Alexis</b> Canyon CLLTV Dainese	 FRA.2003.31902	0:14:28.06	14		<b>0:14:28.06</b>	+0:01:01.25
15	166	<b>HEINE Geraud</b>	 BEL.2004.25833	0:14:29.45	15		<b>0:14:29.45</b>	+0:01:02.64
16	264	<b>LESQUIR Tom</b> Hotlines Nukeproof Racing	 FRA.2003.36215	0:14:29.52	16		<b>0:14:29.52</b>	+0:01:02.71
17	277	<b>FAIRBROTHER Matthew</b>	 NZL.2004.35439	0:14:30.52	17		<b>0:14:30.52</b>	+0:01:03.71
18	266	<b>ESCHLER Lasse</b>	 GER.2005.37539	0:14:34.00	18		<b>0:14:34.00</b>	+0:01:07.19

## PRO STAGE RESULTS













Pos	Plate	Name Team	Nat EWS number	Stage 1PRO	Pos	Penalties	Time	Gap
<b>MEN   Under 21</b>								
19	284	<b>GILCHRIST Ryan</b>	 AUS.2002.36859	0:14:34.56	19		<b>0:14:34.56</b>	+0:01:07.75
20	252	<b>HOGLUND Andreas</b>	 SWE.2002.36347	0:14:34.70	20		<b>0:14:34.70</b>	+0:01:07.89
21	269	<b>PINKERTON Ryan Kenneth</b> GT Factory Racing	 USA.2005.40481	0:14:38.90	21		<b>0:14:38.90</b>	+0:01:12.09
22	229	<b>PIVNICKA Jakub</b>	 CZE.2005.38692	0:14:41.00	22		<b>0:14:41.00</b>	+0:01:14.19
23	258	<b>VERNHET Axel</b>	 FRA.2002.34183	0:14:42.08	23		<b>0:14:42.08</b>	+0:01:15.27
24	270	<b>HOFMANN Noah</b>	 AUT.2003.36750	0:14:45.55	24		<b>0:14:45.55</b>	+0:01:18.74
25	237	<b>FOCKENBERGER Timmy</b>	 AUT.2003.33138	0:14:51.96	25		<b>0:14:51.96</b>	+0:01:25.15
26	278	<b>JOHNSTON Guy</b>	 NZL.2003.50550	0:14:52.33	26		<b>0:14:52.33</b>	+0:01:25.52
27	236	<b>VAANANEN Erik Edvin</b>	 FIN.2003.33917	0:14:55.49	27		<b>0:14:55.49</b>	+0:01:28.68
28	267	<b>WAYMAN Alex</b>	 NZL.2004.35117	0:14:55.67	28		<b>0:14:55.67</b>	+0:01:28.86
29	245	<b>FORBES Lachie</b>	 AUS.2003.36655	0:14:59.95	29		<b>0:14:59.95</b>	+0:01:33.14
30	275	<b>BROWN Lewis</b>	 GBR.2002.37821	0:15:01.33	30		<b>0:15:01.33</b>	+0:01:34.52








## PRO STAGE RESULTS

Pos	Plate	Name Team	Nat EWS number	Stage 1PRO	Pos	Penalties	Time	Gap
<b>MEN   Under 21</b>								
31	246	<b>BUENGEN Lars Henrik</b> Swiss Enduro Team by Giant	 SUI.2005.27225	0:15:02.42	31		<b>0:15:02.42</b>	+0:01:35.61
32	238	<b>PURTOLA Joonas</b>	 FIN.2004.39349	0:15:03.76	32		<b>0:15:03.76</b>	+0:01:36.95
33	282	<b>RANDELL Jayden</b>	 GBR.2003.27895	0:15:20.68	33		<b>0:15:20.68</b>	+0:01:53.87
34	256	<b>BARTLETT Jamie</b>	 NZL.2002.29529	0:15:22.14	34		<b>0:15:22.14</b>	+0:01:55.33
35	261	<b>FOURCADE Luca</b> Tribe Pyrenees Gravity	 FRA.2003.35944	0:15:28.29	35		<b>0:15:28.29</b>	+0:02:01.48
36	254	<b>HUTMAN Omer</b>	 ISR.2004.40015	0:15:29.11	36		<b>0:15:29.11</b>	+0:02:02.30
37	231	<b>HEITMANN Jonathan</b>	 GER.2004.50848	0:15:29.30	37		<b>0:15:29.30</b>	+0:02:02.49
38	239	<b>FIEDLER Zdenek</b>	 CZE.2002.27427	0:15:32.01	38		<b>0:15:32.01</b>	+0:02:05.20
39	253	<b>HARROP Zack</b>	 GBR.2003.30354	0:15:36.16	39		<b>0:15:36.16</b>	+0:02:09.35
40	248	<b>FUCHS Peter</b>	 GER.2002.33379	0:15:40.93	40		<b>0:15:40.93</b>	+0:02:14.12
41	249	<b>GOWEIL Jonas</b> Cube Action Team	 AUT.2002.36734	0:15:41.54	41		<b>0:15:41.54</b>	+0:02:14.73
42	265	<b>WHITE Ronan</b>	 GBR.2002.36972	0:15:50.43	42		<b>0:15:50.43</b>	+0:02:23.62













## PRO STAGE RESULTS

Pos	Plate	Name Team	Nat EWS number	Stage 1PRO	Pos	Penalties	Time	Gap
<b>MEN   Under 21</b>								
43	230	<b>SOJKA Adam</b>	 POL.2005.52418	0:15:52.67	43		<b>0:15:52.67</b>	+0:02:25.86
44	283	<b>BRODIE William</b>	 GBR.2004.37689	0:15:55.23	44		<b>0:15:55.23</b>	+0:02:28.42
45	244	<b>SCHLEICHER Valentin</b> RDN Racing	 GER.2002.26946	0:15:59.02	45		<b>0:15:59.02</b>	+0:02:32.21
46	241	<b>GREEN Lachlan</b>	 AUS.2002.36954	0:16:10.20	46		<b>0:16:10.20</b>	+0:02:43.39
47	257	<b>CLEMENT Liam</b>	 GBR.2004.37661	0:16:11.61	47		<b>0:16:11.61</b>	+0:02:44.80
48	235	<b>LINDBLOM Carter</b>	 USA.2003.27008	0:16:18.09	48		<b>0:16:18.09</b>	+0:02:51.28
49	233	<b>WEIHING Leon</b>	 GER.2003.33397	0:16:23.02	49		<b>0:16:23.02</b>	+0:02:56.21
50	242	<b>SHPANOF Elad</b>	 ISR.2005.40398	0:16:47.02	50		<b>0:16:47.02</b>	+0:03:20.21
51	234	<b>HANZLIK Ondrej</b>	 SVK.2003.39747	0:17:14.95	51		<b>0:17:14.95</b>	+0:03:48.14
52	255	<b>REIS Nuno</b>	 POR.2003.36760	0:28:09.33	52		<b>0:28:09.33</b>	+0:14:42.52
DNF	273	<b>BERTINI Lisandru</b> Lapierre Zipp Collective	 FRA.2004.36198					
DNS	232	<b>JOIMIR Stefan</b>	 ROU.2004.39862					













## PRO STAGE RESULTS

Pos	Plate	Name Team	Nat EWS number	Stage 1PRO	Pos	Penalties	Time	Gap
<b>MEN   Under 21</b>								
DNS	263	<b>PLEINDOUX Simeon</b> Hotlines Nukeproof Racing	 FRA.2003.34644					
<b>WOMEN</b>								
1	3	<b>COURDURIER Isabeau</b> Lapierre Zipp Collective	 FRA.1994.21731	0:15:24.05	1		0:15:24.05	
2	2	<b>CHARRE Morgane</b> Pivot Factory Racing	 FRA.1990.21958	0:15:34.01	2		0:15:34.01	+0:00:09.96
3	8	<b>CONOLLY Ella</b> Cannondale Enduro	 GBR.1998.21859	0:15:41.54	3		0:15:41.54	+0:00:17.49
4	1	<b>PUGIN Melanie</b> BH Enduro Racing Team	 FRA.1990.21693	0:16:07.96	4		0:16:07.96	+0:00:43.91
5	7	<b>BARAONA Rebecca</b> Yeti / Fox Factory Team	 GBR.1993.21715	0:16:11.85	5		0:16:11.85	+0:00:47.80
6	45	<b>COOK Becky</b>	 GBR.1986.21664	0:16:15.91	6		0:16:15.91	+0:00:51.86
7	42	<b>SCARSI Gloria</b> Canyon CLLTV Dainese	 ITA.2000.36425	0:16:21.52	7		0:16:21.52	+0:00:57.47
8	39	<b>LANTHIER NADEAU Andreane</b> Rocky Mountain Race Face	 CAN.1993.21609	0:16:21.75	8		0:16:21.75	+0:00:57.70
9	10	<b>RICHTER Raphaela</b> Ibis Enduro Team	 GER.1997.25746	0:16:24.98	9		0:16:24.98	+0:01:00.93
10	197	<b>THOMA Ines</b>	 GER.1989.21750	0:16:25.55	10		0:16:25.55	+0:01:01.50











## PRO STAGE RESULTS

Pos	Plate	Name Team	Nat EWS number	Stage 1PRO	Pos	Penalties	Time	Gap
<b>WOMEN</b>								
11	40	<b>STONE Jessica</b>	 GBR.1990.32154	0:16:25.95	11		<b>0:16:25.95</b>	+0:01:01.90
12	203	<b>PRUDKOVA Barbora</b>	 CZE.1996.38768	0:16:26.54	12		<b>0:16:26.54</b>	+0:01:02.49
13	5	<b>KOREM Noga</b> GT Factory Racing	 ISR.1991.21660	0:16:27.83	13		<b>0:16:27.83</b>	+0:01:03.78
14	41	<b>MORRISON Rae</b> Liv Racing	 NZL.1989.21630	0:16:32.49	14		<b>0:16:32.49</b>	+0:01:08.44
15	199	<b>ELLECOSTA Nadine</b> Abetone FullOut Gravity	 ITA.1999.25437	0:16:44.57	15		<b>0:16:44.57</b>	+0:01:20.52
16	47	<b>JONNIER Morgane</b> Rossignol Factory Team	 FRA.1990.22559	0:16:48.10	16		<b>0:16:48.10</b>	+0:01:24.05
17	196	<b>DUVERT Julie</b> Theory Racing p/b ProBikeKit	 FRA.1996.21719	0:17:09.05	17		<b>0:17:09.05</b>	+0:01:45.00
18	204	<b>RAST Camille</b>	 SUI.1999.35605	0:17:11.43	18		<b>0:17:11.43</b>	+0:01:47.38
19	201	<b>NABER Tanja</b>	 GER.1987.22367	0:17:12.83	19		<b>0:17:12.83</b>	+0:01:48.78
20	202	<b>BATTISTA Laura</b>	 AUS.1988.22132	0:17:13.38	20		<b>0:17:13.38</b>	+0:01:49.33
21	205	<b>RUTZ Lea Salome</b>	 SUI.1995.33389	0:17:15.84	21		<b>0:17:15.84</b>	+0:01:51.79
22	52	<b>LAWRENCE Kate</b>	 USA.1998.27745	0:17:17.85	22		<b>0:17:17.85</b>	+0:01:53.80

## PRO STAGE RESULTS

Pos	Plate	Name Team	Nat EWS number	Stage 1PRO	Pos	Penalties	Time	Gap
<b>WOMEN</b>								
23	198	<b>MORRISON Amy</b>	 USA.1989.22252	0:17:18.44	23		<b>0:17:18.44</b>	+0:01:54.39
24	9	<b>WINTON Katy</b> GT Factory Racing	 GBR.1993.21730	0:17:21.91	24		<b>0:17:21.91</b>	+0:01:57.86
25	216	<b>RING Filippa</b>	 SWE.1990.39267	0:17:22.25	25		<b>0:17:22.25</b>	+0:01:58.20
26	209	<b>LONG Julia</b>	 CAN.1999.22029	0:17:31.78	26		<b>0:17:31.78</b>	+0:02:07.73
27	50	<b>BRUCHLE Veronika</b> Cube Action Team	 GER.1995.22726	0:17:34.83	27		<b>0:17:34.83</b>	+0:02:10.78
28	207	<b>BUREK Katarzyna</b>	 POL.1993.23240	0:17:37.58	28		<b>0:17:37.58</b>	+0:02:13.53
29	49	<b>STEINTHALER Hanna</b> Cube Action Team	 AUT.1997.40424	0:17:38.24	29		<b>0:17:38.24</b>	+0:02:14.19
30	48	<b>SCHICK Lucy</b> Norco Factory Team	 CAN.2000.23447	0:17:42.44	30		<b>0:17:42.44</b>	+0:02:18.39
31	213	<b>DILLON Sian</b>	 GBR.1994.35457	0:17:52.77	31		<b>0:17:52.77</b>	+0:02:28.72
32	214	<b>MCKIRDY Angeline</b>	 CAN.1992.23461	0:17:52.86	32		<b>0:17:52.86</b>	+0:02:28.81
33	200	<b>REY Charlotte</b> Tribe Pyrenees Gravity	 FRA.2000.31025	0:18:00.87	33		<b>0:18:00.87</b>	+0:02:36.82
34	206	<b>HOVORKA Anja</b>	 SUI.1989.37532	0:18:05.40	34		<b>0:18:05.40</b>	+0:02:41.35

## PRO STAGE RESULTS





Pos	Plate	Name Team	Nat EWS number	Stage 1PRO	Pos	Penalties	Time	Gap
<b>WOMEN</b>								
35	208	<b>SAVELLI Irene</b>	 ITA.1992.22163	0:18:12.85	35		<b>0:18:12.85</b>	+0:02:48.80
36	210	<b>DOBNIG Yana</b> Team Dorrong Enduro	 AUT.1999.22678	0:18:17.31	36		<b>0:18:17.31</b>	+0:02:53.26
37	211	<b>DAVIDSSON Elina</b>	 SWE.2001.38290	0:18:22.60	37		<b>0:18:22.60</b>	+0:02:58.55
38	212	<b>YUSTO SANCHEZ Sara</b>	 ESP.2000.39157	0:18:40.51	38		<b>0:18:40.51</b>	+0:03:16.46
39	215	<b>REUTER Claire</b>	 LUX.1993.37556	0:19:36.15	39		<b>0:19:36.15</b>	+0:04:12.10
40	46	<b>BAUMANN Lisa</b> Commencal Les Orres Team	 SUI.2001.37332	0:22:07.57	40		<b>0:22:07.57</b>	+0:06:43.52
41	4	<b>HARDEN Harriet</b> Trek Factory Racing	 GBR.2001.22819	0:23:00.32	41		<b>0:23:00.32</b>	+0:07:36.27
42	44	<b>TAYLOR Chloe</b>	 GBR.1998.23462	1:15:56.33	42		<b>1:15:56.33</b>	+1:00:32.28
DNF	51	<b>WIEDENROTH Sofia</b> Specialized Racing	 GER.1995.24544					
DNS	43	<b>HENDERSON Polly</b>	 GBR.2001.22368					

## WOMEN | Master 35+





1	221	<b>NESTLEROVA Fejola</b> Stepanka	 CZE.1985.21761	<u>0:17:46.92</u>	1		<b>0:17:46.92</b>	
---	-----	--------------------------------------	---	-------------------	---	--	-------------------	--



## PRO STAGE RESULTS

Pos	Plate	Name Team	Nat EWS number	Stage 1PRO	Pos	Penalties	Time	Gap
<b>WOMEN   Master 35+</b>								
2	222	THOMSEN Sandra Bohn	 DEN.1983.33584	0:18:31.31	2		<b>0:18:31.31</b>	+0:00:44.39
3	218	FILBY Maxine	 GBR.1980.36076	0:19:28.40	3		<b>0:19:28.40</b>	+0:01:41.48
4	220	NEWELL Melissa	 NZL.1979.21458	0:19:31.89	4		<b>0:19:31.89</b>	+0:01:44.97
5	219	MCCONNELOUG Mary	 USA.1971.22390	0:23:05.29	5		<b>0:23:05.29</b>	+0:05:18.37

## WOMEN | Under 21

1	228	LAN Emmy Norco Factory Team	 CAN.2004.33463	<u>0:16:38.28</u>	1		<b>0:16:38.28</b>	
2	224	SMRDEL Tina	 SLO.2005.40568	0:17:32.64	2		<b>0:17:32.64</b>	+0:00:54.36
3	223	BOUCHER Lily	 CAN.2004.40222	0:17:57.90	3		<b>0:17:57.90</b>	+0:01:19.62
4	225	HENRY Justine Tribe Pyrenees Gravity	 FRA.2003.32717	0:19:50.57	4		<b>0:19:50.57</b>	+0:03:12.29

## Statistics

Entries / Nations	Finished	DNF	DSQ	DNS	Weather	Temperature	Distance	Elevation
311 / 33	297	7	0	7	Sunny	23 °C		

DNF: did not finish · DNS: did not start · DSQ: disqualified